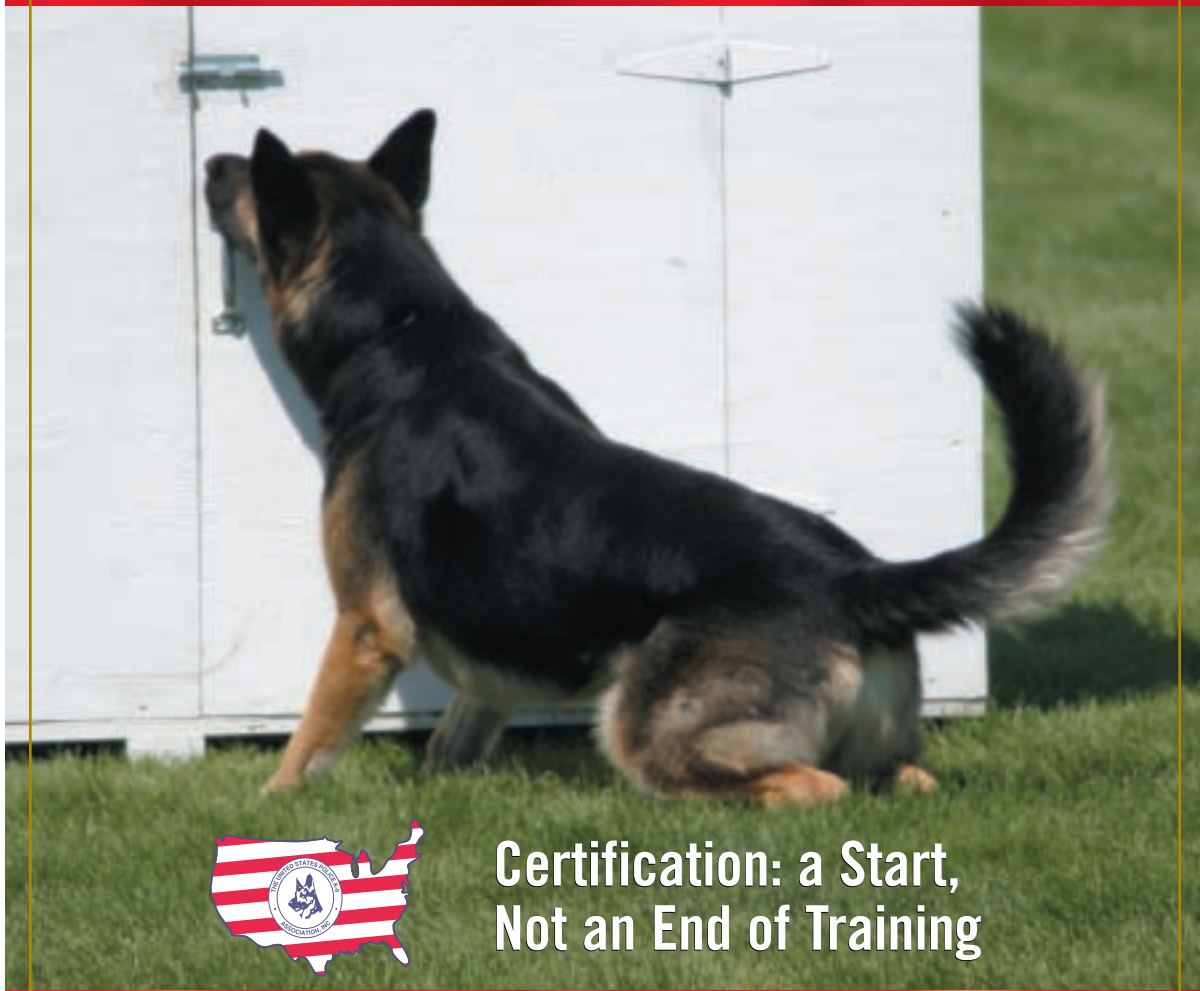


UNITED STATES POLICE CANINE ASSOCIATION, INC.

Certification Rules and Regulations

POLICE SERVICE DOG / PDI • DETECTOR DOG • TRACKING DOG / PDII



Certification: a Start,
Not an End of Training

www.uspcak9.com

© 2006-2007 United States Police Canine Association, Inc.

RAY ALLEN TRAINING ESSENTIALS



SCRATCH PANTS
STARTING AT \$189.95



SYNTEK™
HIDDEN SLEEVE



KIMONO LITE™
TRAINING SUIT
AT \$995.00



ORIGINAL RAM™
AGITATION MUZZLE

**PRICE
REDUCTION!**
WAS \$139.95

RAY ALLEN
PROFESSIONAL K-9 EQUIPMENT

CALL TODAY! 1-800-444-0404
visit our website at www.rayallen.com

975 Ford Street • Colorado Springs, CO 80915 • (719) 380-9730 fax

**POLICE DOG I (PD I)
CERTIFICATION**

**GOVERNING RULES AND REGULATIONS
FOR CERTIFICATION**

The certification tests will consist of the following:

1. **Obedience**—To show the extent of control by the handler at heel and at a distance.
2. **Agility**—To demonstrate the dog's ability to surmount various obstacles.
3. **Searching**—To locate, indicate and/or retrieve articles containing the scent of a stranger and to locate and indicate a hidden suspect by scent only (Suspect Search).
4. **Criminal Apprehension and Recall**—To show the control of the dog under various circumstances, including attack under gunfire.

GENERAL RULES AND DEFINITIONS

Rules may be discussed for clarification prior to certification, but no changes will be made prior to the test.

1. ASSOCIATION:

The term "association" when used in the context of these regulations shall refer to the rules committee, the judges committee or the National Executive Committee of the USPCA organization.

2. TEAM AND INDIVIDUAL ENTRIES:

- A. The entry of dogs from each department is unlimited (see Rule F).
- B. However, each department may enter only one team, consisting of four dogs, into each trial.
- C. Each region/district may enter as many teams as they like consisting of four dogs from that region or district, forming a region/district team.
 - a. Region/district teams will only consist of members from that geographical region or district.
 - b. The alternate team member must be designated prior to the commencement of the certification. If during the certification, a designated member of the team cannot continue, the alternate members' scores will be considered for the overall team score.
- D. Contestants comprising a team must be announced to the officials four hours prior to the first event, and each contestant may only participate on one team, either a region/district team or a department team.
- E. Each contestants must be a member of the USPCA and a full-time paid law enforcement officer of a city, town, county, state or federal agency. The handler must also be a

working K-9 officer assigned to a K-9 and duties appropriate to it.

- F. Each canine team must qualify annually in sanctioned Regional/District Certification before being eligible to enter the National Field Trials. "Annually" shall mean from the end of one National Field Trial to the beginning of the next National Field Trial.
 - a. Qualifying score shall be 560 points, or better, out of a possible 700 points.
 - b. A score of 560 points, or better, in the National Trials will earn a Certificate of Excellence in Police Dog Field Trials. Medallions for 560 and above will also be issued and supplied by the Nationals.
 - c. A score of 490 points, or better, in any sanctioned Regional/District Certification will earn a PD I rating and a USPCA Certification.
- G. A qualifying score of 70% must be obtained in Obedience and Criminal Apprehension (560 or more total) in order to qualify for PD I and the National Dog Trials. A team scoring less than 70% in Obedience will be permitted to continue in the certification for experience only at the direction of the Chief Judge.
- H. Each handler is allowed to enter only one dog into either Regional, District or National Certifications, and it must be the dog used in the performance of their K-9 officer responsibilities.
- I. Position for the testing order will be drawn prior to the first event unless indicated otherwise in these rules.

3. JUDGES AND JUDGING:

- A. All judges for both Regional, District and National Certifications must be active regular or associate members of the USPCA and must have handled or trained a PD I dog. The Chief Judge must be a certified Level I Trainer and a National PD I Judge. A National Judge at the National Field Trials may only represent the geographical area in which they live. Those already certified regional and national judges are grandfathered in effective September 22, 1989.
- B. The Chief Judge at the National Field Trials shall not judge. The Chief Judge is there to oversee the complete operation, including judging, scoring, stewards and all other events of the Trials. Once the Field Trials have started, it shall be the Chief Judge's responsibility to make any and all final decisions regarding the completion of the trials, such as factors caused by weather, time schedules, etc.
 1. The Chief Judge at Region and District Certifications shall have the same responsibilities, but may be a scoring judge if needed, and must be from an outside region or district.
 2. The National's will pay travel expenses for the Chief Judge twice per year for a Region or District PD I Certification.

- C. The Chief Judge will also be responsible for the fair and equal method of testing for all contestants. The senior judge for each event will be responsible to see that their event is run according to the rules of the Association.
 - D. The senior event judge on national events will also be a USPCA certified trainer.
 - E. The host city of the National Certification will select the Chief Judge, from an outside region or district, and the executive board shall select the remaining required judges.
 - F. There will be five judges for each event in the National Trials (high and low judge score discarded), however, only three judges will be necessary for the Regional and District Certifications (all scores will be recorded).
 - G. Region and District Certifications require at least one certified judge for each event and National Certifications require five certified judges for each event.
 - H. Judges are not required to explain their scoring and should not enter into any discussions with any contestant who appears to be dissatisfied. Any interested person, who thinks there has been a mathematical error or an error in identifying a dog, may report the fact to one of the officers of the Association or the trials committee. However, judges should explain any major point deduction on the score sheet whenever possible.
 - I. No judge shall require a dog or handler to do anything, nor shall they penalize a dog or handler for failing to do anything not required by these rules.
 - J. No national scoring judge shall compete or participate in the National Trials other than in a judging capacity—i.e. runner, etc.
 - K. Judges must carry a mental picture of a theoretically perfect performance in each exercise and score each dog and handler against this visualized standard, which shall combine the utmost willingness, enjoyment and precision on the part of the dog, and the naturalness, gentleness and smoothness of the handler. Lack of willingness or enjoyment on the part of the dog must be penalized, as lack of precision in the dog's performance or roughness in handling.
 - L. Members of the rules and judges committees cannot rule on protests of their own department. The committee ruling on protests shall consist of three or more odd number members.
 - M. There shall be no penalty of less than one-half (½) point.
 - N. If a dog fails in a particular part of an exercise, it shall not ordinarily be rejudged or given a second chance unless so stated in these rules, but if in the opinion of the judges, the dog's performance was prejudiced by peculiar circumstances, the judges may, at their own discretion, rejudge the dog on the entire exercise, or that portion of the exercise, which the dog failed.
 - O. Dogs will be judged on obedience control during all phases of the trials. Lack of control or disobedience by the animal will result in points deducted from the score achieved and in which the dog showed lack of control and/or disobedience.
 - P. Scores will be considered unofficial until checked by scorekeepers. Scorekeepers will not change a judge's score sheet unless it is an obvious math error and then only after the error has been initialed by the judge and Chief Judge.
 - Q. One non-scoring judge or test steward will be positioned at the eighteen yard line in the Criminal Apprehension phase. When the dog crosses the eighteen yard marker a 100-watt light (amber type) will go on. Also, a white line must be provided as a marker for the eighteen yard line. He will also inform the judges if the dog leaves the line before commanded or if the dog is recalled early.
- 4. STEWARDS:**
- A. There will be two types of stewards for each event, "Field" and "Test."
 - a. **Field Stewards** shall hold any leashes or other gear and check and list equipment of handler and dog.
 - b. **Test Stewards** will conduct or direct the particular exercise. During the National Field Trials Test stewards will be certified NON-SCORING judges if available.
 - B. Stewards will ask each contestant if they are ready. Handlers will respond to the affirmative or negative. Stewards will commence the exercise when the handler is ready.
NOTE: There will be no lengthy or unnecessary delays by either stewards or certifying teams.
 - C. In some circumstances a judge may act as a steward and also judge.
 - D. Stewards must immediately conceal leads without disturbing the dog.
- 5. TEST REQUIREMENTS:**
- A. Canine teams must obtain at least 70% of the total possible points in Obedience phase in order to continue to the other phases or events. (See General Rules, Section G.)
 - B. Handlers will not carry with them during the test any leashes or paraphernalia that would indicate an attempt to control or influence the dog. No spiked or pinch collars, electric devices, whistles, ultrasonic devices or related aides not specifically stated herein will be allowed. All these devices must be left in the parking area.
 - C. All handlers will be tested in their standard department duty uniform, with the exception of foot apparel or any equipment that will conflict with Rule 5B. Baseball hats may be worn as long as they are professional in appearance.
 - D. The collar(s) used on the K-9 during the Obedience phase will be used for all other phases. No additions, deletions or modification of collars.
 - E. All phases of the test will be conducted off leash and all handlers will do all exercises with both hands at a normal side position.
 - F. A handler will advise the stewards—at the time of occurrence or immediately after the test or phase—that

protest will be entered or lodged, so the steward may note the same. All formal protests must be lodged in writing to the Association before they will be considered.

- G. No dog will be, at any time, left unattended in such a manner as to create a danger or hazard to any other dog, person or itself.
- H. Every handler will be responsible for any damage done by his or her K-9.
- I. There will be no aggressive training or practice in areas of testing location where it may disturb the normal tranquility of fellow handlers or persons not involved with or participating in the seminar and certification.
- J. *Any extreme or abusive correction or treatment of a dog—loss of temper or display of poor sportsmanship by the handler—will result in immediate disqualification from the certification.*
- K. Each handler is allowed to enter only one dog into the trials and must test with only that one.

6. HANDLER'S PREPARATION:

- A. There will be no lengthy explanation of the exercise while on the field. It is the handler's responsibility to know what he or she has to do on each exercise.
- B. A handler, who is familiar with these rules, should be able to enter the test area under any judge—without having to inquire as to how the particular judge wishes to have the exercise performed and without being confronted with some unexpected requirement.
- C. A team, upon entering the Obedience phase, will have both themselves and their K-9's equipment checked and listed. The equipment will then be checked before each subsequent phase and must be the same for each event.
- D. All teams will start and end each test from the finish position.

7. MISCELLANEOUS:

- A. Any K-9 relieving itself in the working areas during testing will be only penalized once for 10 points from the total points for that event. Multiple incidents will be penalized ½ to 2 points as minor deductions off of work points.
- B. There will be no consuming of alcoholic beverages on—or in the area of—the test fields during testing hours by judges, handlers or participating officials.
- C. All score sheets will be mailed to the appropriate contestant after the trials. The Chief Judge may make them available, after the banquet, based on finalization of all copying, etc., of the sheets.
- D. In the event of a tie for any position, duplicate awards shall be awarded.
- E. The protest committee will be comprised of judges, scoring or non-scoring, as selected by the Chief Judge.

8. DEFINITIONS:

- A. **Command**—One word or signal to achieve or halt a

maneuver. The dog's name when used in conjunction with a command will also be considered a command (i.e., "Fritz come"—will be scored as two commands).

- B. **Signal**—A single gesture of any part of any limb, which will be returned to the normal position immediately. One signal to achieve or halt a maneuver. (Extra body movements will be penalized.)
- C. **Voice Command**—One word to achieve or halt a maneuver.

NOTE: Definition a combination of voice command and signal are a double command and will be penalized.

- D. **Heel Position**—Heeling on the right or left side shall be handler's choice, however, they must heel their dogs throughout the entire tests on the same side in which they started their Obedience phase. For explanation purposes, the left side heel will be described.

Whether the dog is heeling, sitting, standing or moving, at heel means—the dog shall be straight in line with the direction in which the handler is facing at the handler's left side and as close to the left leg as is practical without crowding and permitting freedom of movement at all times. The area from the dog's head to shoulders shall be in line with the handler's left hip. When the handler and K-9 come to a halt position, or when the dog is called to a heel while the handler is stationary, the dog should come to a finish position as described—without further command.

- E. **Finish Position**—The dog shall assume the finish, which could be either a sit or down position, with the dog's head to shoulders in line with the handler's left hip. The dog will be facing parallel with the handler. The dog will come to this position upon a single command to recall or whenever the handler comes to a halt while the dog is heeling.

Whenever executing a command from the finish position—a command may be given (i.e., "stay" or "heel"). All Apprehension phases will start and finish in the same position and be consistent between all Apprehension phases.

- F. **Normal Pace**—A brisk even gait
- G. **Fast Pace**—Handler and dog moving forward together at a noticeably accelerated speed
- H. **Slow Pace**—Handler and dog moving forward together at a noticeably decreased gait from that of normal.
- I. **Measurement Specifics**—In those events that call for the dog to be placed within ten or fifteen feet, the tail shall not be included.
- J. **Guard Position**—An Intermediate Position, sit or down, used during the search of the decoy in the Apprehension phases, this position is the handler's option.

OBEDIENCE TEST

Handlers and dogs will be tested in the following maneuvers. (With the exception of heeling fast and heeling slow, all phases will be done at a normal pace.) The heeling phase will be no

less than seventy-five feet or more than 100 feet for each leg.

- A. The complete Obedience phase will be done at the direction of a steward who will direct the maneuvers in a military manner.
- B. Handlers will start and end each phase from a finish position.
- C. The complete exercise will be done off leash.
- D. The heeling phase will consist of normal, slow and fast paces, left, right and about turns.
- E. Distance control will be done with the handler fifty feet (marked) in front of his or her dog and will include one "sit" and one "down" by hand command and one "sit" and one "down" by voice command. The Association prior to the start of testing shall select the order of commands. Handlers will be allowed one command for each of the above. If the dog fails the command, he will lose those points, but will not be assessed points for extra commands to achieve the desired position. The handler may return to the dog to position it, if necessary to complete the phase, and will not be penalized for doing so. In Distance Control the judging starts when the handler leaves the dog.

NOTE: The steward(s) shall position themselves so as not to be behind the dog at any time.

- F. **Obedience Recall**—will consist of calling the dog from a distance of fifty feet (marked) and stopping the dog at a distance of twenty-five feet (marked) with a sit, down or stand command. The Association prior to the start of testing shall select the command and maneuver. The dog shall then be called to a finish position with a voice command.
- G. **Walking Control**—Handlers will walk their dogs at a heel position. They will down, sit and stand their dogs at a position determined by the steward. At another point determined by the steward the handler will return to and heel the dog without breaking stride or pass their dog making an about turn at the direction of the steward and pick their dog up without breaking stride. One of the three will be a pass by determined by the Association. All commands for this exercise will be by voice command only.
- H. This Obedience exercise will not necessarily be done in the aforementioned order. The Association prior to the commencement of the exercise will select the order. Order of heeling phase will not be drawn but determined by the Chief Judge.
- I. If the steward or the Association does not specify a command, it becomes the handler's choice.
- J. Handlers may not praise or intentionally touch their dogs during the tests. The steward will advise the handler when to praise their K-9 (i.e., "Exercise finished").
- K. This entire exercise will be done without interruptions.
- L. Each handler will have the same identical exercises to comply with.
- M. Check sample score sheets for areas of penalties.
- N. The three Obedience phases will not be intermixed.

AGILITY TEST

The test shall consist of five parts, not necessarily in the following order.

- 1. Hurdles
- 2. Catwalk
- 3. Broad Jump
- 4. A-Frame
- 5. Crawl

The Association prior to the start of testing will select the order of these events.

- A. The team will be judged on obedience only during the finish portion of each exercise.
- B. Leashes (see event rules) and other restricted paraphernalia will be left with the steward. Prohibited equipment will not be in the testing venues and must be left in the vehicle.
- C. If in the opinion of the judges, an attempt was made to surmount an obstacle, the total points for that obstacle will be penalized.
- D. If the dog fails to execute a command, he will lose the total points for that particular obstacle.
- E. Handlers may verbally encourage their dogs, but will be judged on the amount of words and phrases used. (Excessive encouragement and words used, which may be construed to be commands, will be penalized.) Pre-stimulating the dog to the obstacle—i.e., practicing or simulating hiding a toy or object to influence the dog to surmount the obstacle—is prohibited during the testing phase. The Senior Judge of the Agility phase will determine what excessive encouragement is.
- F. Stewards or judges will, in all fairness to each contestant, guide their advancement through each obstacle (i.e., "are you ready?", "proceed," "nod your head when ready," etc.).
- G. All obstacles, except brick wall and chain link fence, will be painted white. The board jump and shrub jump will be painted dark green in color.

1. Hurdles—Max 20 Points:

- A. Will consist of four obstacles, three feet high, four feet wide and spaced sixteen feet apart in a straight line, the four will be drawn from the following list of six.

- 1. Picket Fence
- 2. Chain Link Fence
- 3. Simulated Brick Wall
- 4. Window with 30 inch by 30 inch opening for dog to jump through
- 5. Board Jump (solid wall)
- 6. Shrub Jump

The Association prior to testing will select the hurdles and order of obstacles.

- B. Handlers will have two options in sending their dogs through the hurdles. Handlers will advise the steward which option they will use prior to the start of the test.

Option One

The dog will be started at a point within fifteen feet of the first hurdle in a finish position. All commands shall be by voice. The dog will be commanded to jump each hurdle without stopping and upon completion of the last hurdle be called to a finish position to complete the exercise. Handler may move with dog, but not ahead, and may not advance beyond the second hurdle. However, points will be deducted for touching or knocking down the hurdles in all cases.

Option Two

The dog will be started at a point within fifteen feet of the first hurdle in a finish position. All commands shall be by voice. The dogs shall be judged on their abilities to surmount the various hurdles and shall not be judged on the manner they are halted between hurdles. The dog will be commanded stop between each hurdle with a sit or down. The handler may proceed to the fourth obstacle, but not past the fourth. Handler may not proceed ahead of his dog. However, points will be deducted for touching or knocking down the hurdles in all cases.

2. Catwalk—Max 10 Points:

- A. Will consist of a stairway placed at a twenty-five to thirty-degree angle onto a twenty-four inch wide platform. Said platform will be six feet above the ground with a ramp on the opposite end from the stairway. The ramp is used to aid the dog in dismounting and will be ten feet in length. Catwalk steps are to be approximately two inches by four inches by twenty-four inches. Five steps to be set about twelve inches apart.
- B. Treads, Platform and Ramp will be covered with a non-slip material.
- C. The dog will start within fifteen feet of the ladder from a finish position.
- D. At the direction of the steward, the handler will command his dog to climb the ladder to the platform. After the dog starts, the handler may move along with, but never forward of, his dog.
- E. The handler will stay his dog in the standing position at a point designated on the platform. The handler will leave the dog in this position and proceed to a point ten feet forward of the ramp and turn around and face the dog.

- F. The dog will then be recalled to the finish position at the direction of the steward. The Association will also select this command (hand / voice).
- G. Each dog will be allowed one attempt, which will be determined by the judges.

3. Broad Jump—Max 10 Points:

- A. Will consist of four boards, graduated in height from six inches to twelve inches—to form this obstacle which will be six feet from the low end to the high end. Each board will be six inches wide and five feet long.
- B. Handlers will start their dog from the finish position within fifteen feet of the forward or low end, of the jump.
- C. By voice command the handler will at the direction of the steward, command their dog to jump.
- D. After the dog is in motion, the handler may move to the side facing parallel with the jump and by voice command, recall their dog to the finish position.
- E. Each dog is allowed one attempt, which will be determined by the judges. Failing to obey the command is penalized the same as an attempt. If the dog touches any part of the jump with any part of its body (except its tail touching the last board), they will receive a minor point deduction.
- F. If dog completes the jump a board must be knocked over or stepped on in order to be considered a failure.

4. A-Frame—Max Points 10:

- A. Handlers will start their dogs from the finish position within fifteen feet of the A-Frame.
- B. By voice command, the handler will command their dog to surmount the obstacle.
- C. The handler may move to a position behind the dog to encourage and to prevent the dog from falling or being injured.
- D. After the dog is in motion, the handler may move to the side facing parallel with the A-Frame and by voice recall their dog to the finish position.

NOTE: The catching platform on the back will have a ramp to the ground to assist the dog in dismounting.

5. Crawl—Max Points 10:

- A. Will consist of one-and-one-half (1.5) inch galvanized or PVC pipe covered by chain link fence. On top of the crawl over the chain link fence will be a four foot by eight foot sheet of plywood.
- B. Handlers will start their dogs from the finish position within fifteen feet of the crawl.
- C. By voice command, they will command their dog to crawl.
- D. After the dog is in motion, the handler may move to the side facing parallel with the crawl and by voice recall their dog to the finish position.
- E. Each dog is allowed one attempt, which will be determined by the judges.
- F. The crawl will be moved if a dog relieves itself while inside.

SEARCH TESTS

1. Evidence Search:

- A. Articles will be supplied by the host city or region/district.
- B. **The Association for the test will select two of the following articles.**
1. **Expended shotgun shell** (dark in color)
 2. **Key on a ring with tab**
 3. **Book of paper matches** (dark in color)
 4. **Metal gun**
 5. **Plastic credit card** or card of equal size and material (dark in color)
 6. **Screwdriver**—four to six inches long
 7. **Piece of leather**—one-eighth to one-fourth inch thick, three inches by three inches (dark in color)
- C. Articles will be tossed into the search area after being scented for a minimum of thirty seconds in a clinched fist by only one judge or steward.
- D. Two new or unused articles of the same type will be used for each contestant.
- E. The dog will be required to search, find and retrieve or indicate the two selected articles within a defined area.
- F. Search area will be thirty feet by thirty feet of raised grass approximately twelve inches high.
- G. The number of search areas will be as many as possible and practical—to be determined by the host city.
- H. There will be a three-minute time limit for the total exercise with a thirty-second warning at the two-and-one-half (2.5) minute mark for each contestant. Time will begin when the handler sends their dog.
- I. Handler will start his dog from the finish position.
- J. The handler may start from anywhere around the perimeter. The time will start when the handler sends their dog. If the handler chooses to walk the perimeter prior to starting the exercise time will begin as the team crosses the point at which it started. The handler will not enter the search area except as defined for Option Two, the passive indication.
- K. On **Option One**—Once the dog has located the article the handler must remain in a stationary upright position. Unnecessary movement on the part of the handler will be penalized.
- L. The dog will be judged on the indicating and alerting on the article. This must be obvious to the judges.
- M. The Evidence Search must be done in a lighted area with articles made safe for the protection of both handlers and dogs.

Teams will have two options in the indication of articles. The same option must be used for both articles. The handler will inform the steward / judge as to which option they will use.

Option One

Upon finding the article, the dog will retrieve the article and return it to the handler, holding the article until commanded to release it in hand. The dog will be sent to find the second article. Finding the second article, the dog will return it to the handler, and again, hold it until commanded to release it in hand. After releasing the second article, the dog will be commanded to the finish position. Once the dog has located the article the handler must remain in a stationary upright position and the dog must retrieve the article to the handler. Unnecessary movement on the part of the handler will be penalized. The handler may not enter the area. A judge or the handler may retrieve articles not retrieved by the dog, but indicated. (This is for points on the Find—when articles are not retrieved—and for the benefit of the handler.)

Option Two

Upon finding the article, the dog will give a passive indication of the article, remaining stationary in a sit, down or stand close to the article but without touching or disturbing the article. The handler will tell the judges that his dog has indicated and walk directly to the dog, picking up the article and showing it to the judges. During this time the dog must remain in the original indication position. The handler will then return to the perimeter of the area by the shortest route. The handler may command his dog to heel, or leave the dog in the area. Once the handler is out of the area, he will command the dog to search for the second article. When the dog indicates the second article, the handler will tell the judges that his dog has indicated, enter the area, picking up the article and showing it to the judges. During this time the dog must remain in his indication position. The handler will return to the perimeter and bring his dog to the finish position. The handler may not enter the search area until his dog has indicated and the handler notifies the judges that his dog has indicated.

2. Suspect Search:

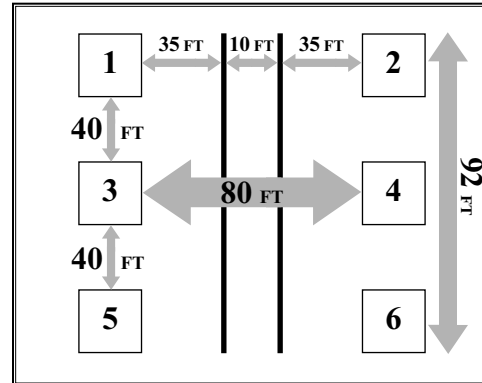
- A. The Suspect Search shall consist of six boxes, each being four feet by four feet with tops but without bottoms. The doors, positioned in the back, must have a positive means of securing in the closed position. There shall be a one-half (½) inch wide slot, six inches long, six inches above the bottom of the box on both working sides. There will be no holes or slots on the front or backside of the boxes. Boxes shall be

- placed on (as near) flat and level ground as possible.
- B. There will be two rows of three boxes, forty feet apart and each row forty feet from the centerline, with the door facing away from the centerline. All sides of the boxes shall be left exposed for the dogs to work.
 - C. All boxes shall be closed during each test.
 - D. There will be no deductions for boxes not checked.
 - E. There shall be two lines down the center of the search area, ten feet apart in which the handler must remain during the search exercise. The handler may start at any point in the work area and may move along the line while working the dog at their direction. The team may finish at any point along the handler work area.
 - F. The team will start from the finish position.
 - G. The handler is permitted to walk the length of the work area prior to sending their dog. The handler may issue a K-9 warning before starting the search. However, time will start if the handler turns and walks back through the area at any point. Otherwise, time will start when the handler sends their dog. There will be a four-minute time limit with a thirty-second warning at the three-and-one-half (3.5) minute mark.
 - H. Upon the dog making the find, the dog must return to the handler at the finish position for maximum points. The exercises shall be completed after the handler informs the judges what box their dog has indicated, before time runs out.
 - I. The type of indication shall be determined by the Senior Judge—such as, pointing out or calling the number of the box selected.
 - J. Teams shall be judged on the way they work, the indication may be physical or verbal but must be obvious to Judge. There shall be penalties for dogs relieving themselves in the area, lack of interest, leaving the area, lack of control, etc.

3. Suspects:

- A. There shall be at least two (no more than four) suspects used in this entire event. The Chief Judge shall determine their order of use, but each suspect must hide for at least six competitors before being relieved by the second suspect.
- B. All boxes must be contaminated prior to the first contestant and at any time that the suspect is changed or there is a break in the competition.
- C. Contamination of each box shall be one minute each. When all boxes are initially contaminated, they must be left open for a minimum of thirty seconds.
- D. Working areas and facilities shall determine the time between each contestant for working the boxes, however, the time allowed for each contestant shall be the same.
- E. **Purge Time**—There will be a minimum of one minute air out time for the box to purge. The purge time will be with the box open and the door open.

DIAGRAM OF BOX FIELD LAYOUT:



CRIMINAL APPREHENSION

There will be five parts to this certification test:

1. Recall
2. False Start
3. Apprehension Without Gunfire
4. Apprehension With Gunfire
5. Handler Protection

The order of occurrence will not necessarily be the same as above, but will be drawn by the contestant as they enter the testing field. Apprehension with gunfire and Handler Protection will always be last. The criminal apprehension field must be marked off with traffic cones or other means easily distinguishable by the contestants. Markings will be placed at the starting line; eighteen, thirty, forty, and sixty yard lines.

1. Decoys:

- A. Decoys must be members of the USPCA and will be furnished by the handlers.
- B. Handlers will use the same decoy through all phases. The decoy must also wear the same type or style sleeve on the same arm and face (at the start of each phase) the same direction throughout all phases.
- C. Handler and decoy will have the choice of sleeve to be used. All sleeves worn and used for the Apprehension phase will be covered or concealed by a garment, which shall cover the upper torso of the decoy.
- D. All apprehension work shall be done with a hidden sleeve; maximum circumference shall be eighteen inches to elbow. With both arms of the decoy extended towards the front, the protected arm shall not be over six inches longer than the

unprotected arm. *Recommended checking of width of sleeves:* An eighteen-inch hole in wooden board shall be set in the vicinity of the starting point of Apprehension phases. The decoy's arm must be in the sleeve when measured and be able to pass through the ring to the elbow.

- E. Decoys will run at a sprint speed and in the same style throughout all phases, and in a straight line directly away from the handler and dog.
- F. Decoys will be judged against the handler's score.
- G. All decoys will take the dog in a natural stride so that it does not appear that the arm is drawing in the dog. Presenting the arm in order to protect themselves will not penalize decoys.
- H. Decoys will stand erect with arms at their sides, facing the dog, after the dog has been called from the bite. The decoy must remain in the position during the search.
- I. Decoys cannot be penalized for lifting the dog or bending down to fight the dog before the call off. During the bite the decoy will work the dog in a side-to-side motion backing away slowly from the dog and shall continue this action until the handler gives the release command.

2. Handlers:

- A. Teams will start each phase from the elected finish position at the starting line. All Apprehension phases will start and finish in the same position.
- B. When entering the test area, a lack of willingness or enjoyment on the part of the dog must be penalized, as lack of precision in the dog's performance or roughness in handling.
- C. Handlers will remain at the starting line for all phases until the dog has crossed the eighteen yard line (with the exception of apprehension with gunfire, the handler may go as soon as the dog has started the pursuit.)
- D. After each phase the dog will be returned to the finish position.
- E. The handlers will secure their lead on their person before commencing the exercise. They will not reattach the lead to the dog until completion of the entire Criminal Apprehension phases. The exception shall be after the straight bite, upon completion of the pat down, the handler may attach the lead to the dog when returning to the starting line.
- F. The Apprehension With Gunfire will have a handler protection (assault on the handler by the decoy) test during the search.

3. Recall:

- A. The dog will be at a finish position at the starting line and the decoy will be at the thirty yard line. At the direction of the steward or judge, the decoy will run and continue to run until the recall has been completed and the judge signals the decoy to stop. Certification will allow a Standing Recall for a maximum score of 25 points. The handler will declare standing or running recall.
- B. When the decoy starts, the handler will command his dog to apprehend. Only under gunfire and handler protection may

the dog apprehend without command.

- C. After amber light has been lit, handler shall recall their dog.
- D. If the dog recalls between the eighteen and sixty yard lines there will be no major penalties. The judge will score the dog according to the response.
- E. The handler may use only one command to send the dog, one command to stop the apprehension, and one command to recall the dog to the finish position. Extra commands will be penalized.
- F. **Standing Recall**—The decoy will stop with their arms at their sides upon hearing the recall command by the handler.

4. False Start:

- A. Decoy will stand at the thirty yard line and the handler at the starting line with their dog in the finish position.
- B. Handlers will be allowed only one command to keep their dog in this position.
- C. When the handler is ready, the steward or judge will signal the decoy that will then run ten yards to the forty yard line.
- D. The dog will be judged on the control and movements or if it breaks from the line.

5. Criminal Apprehension Without Gunfire:

- A. The phase is the same, as Apprehension With Gunfire except no firearms will be used and there is no Handler Protection.
- B. The handler, after the search, will return to their dog and if the dog is in a guard position, command the dog to the finish position, if the finish is other than the guard position.

Guard Position—An Intermediate Position, sit or down, used during the search of the decoy in the Apprehension phases, this position is handler's option.

6. Criminal Apprehension With Gunfire:

- A. All guns used in this phase must be capable of firing six 38-caliber blanks. Guns will be loaded with six live blanks and will be checked by a judge or steward before and after this phase.
- B. Six shots will be fired, at the direction of the steward or judge, but no shots will be fired once the dog is within fifteen feet of the decoy.
- C. The decoy may drop the gun after all the shots have been fired.
- D. The dog will start from the finish position at the starting line. The decoy will be at the thirty yard line. When the handler is ready and at the direction of the steward or judge the decoy will start firing and begin running in a straight line away from the dog. (No penalty if the dog goes after the first shot.) If the dog must be commanded, then only one command will be used.

NOTE: The first shot is to be fired before the runner moves and then the remaining five rounds are to be fired before the apprehension.

- E. After the dog makes the catch, the decoy will fight the dog for a reasonable time to allow the judges to observe the bite. The handler may call their dog from the bite at any time after the judge calls their number or signals the handler. The following two options will be available to each team:

Option One

With one command, the handler will call their dog from the bite and with one command call their dog to the guard position, approximately fifteen feet from the decoy. The handler may stay their dog in the finish or guard position, for clarification the dog does not have to sit before downing. The handler will then approach the decoy to perform the search. After completing the search after Apprehension Without Gunfire, the handler will return to their dog and the judge will advise exercise is finished. On Apprehension With Gunfire the handler will do a complete search before the Handler Protection phase. After the Handler Protection the judge will signal the handler, the handler will call their dog to the finish position and judge will signal the exercise is complete.

Option Two

With one command the handler will call their dog from the bite and with one command place the dog either in the guard sit or down at the decoy. The handler will instruct the decoy to back away from the dog. The decoy will back away approximately fifteen feet from the dog. The handler will then approach the decoy to perform the search. After completing the search after Apprehension Without Gunfire, the handler will return to their dog and the judge will advise exercise is finished. On Apprehension With Gunfire the handler will do a complete search before the Handler Protection phase. After the handler protection the judge will signal the handler, who will call their dog from the bite in a manner consistent with the prior call offs. The handler will move to the dog's position or with one command place in the finish position, for clarification the dog does not have to sit before downing, the judge or steward will signal when the exercise is complete.

- F. The handler will be penalized (once) 25 points for physically removing his dog from the bite (W/O Gun and With Gun). The only exception is the Handler Protection phase with a physical removal limited to a 10 point deduction. The handler will remove the dog; bring the dog to the finish position continuing the exercise.

NOTE: The team can only be penalized 25 (10 handler protection) prior additional deduction points for extra

commands, slow release, finish, etc., cannot be added to physical removal points.

- G. The handler will do a complete search of the decoy. There will be no simulated searches. The search will consist of both arms, both legs and the torso of the decoy. Applies to both Criminal Apprehension phases.
- H. The dog will remain in the commanded guard position during the search or until the handler is assaulted.
- I. This test, Apprehension With Gunfire, will have a handler protection test after the search of the decoy.
- J. If there is an assault on the handler, the dog will sustain the bite until the judge again calls their number and the dog will be called to the finish position. The handler can also finish as in Option Two above.
- K. The judge will advise when the exercise is finished.

7. Handler Protection Test:

- A. The Handler Protection test will be integrated with the Apprehension With Gunfire and will begin when the handler leaves the dog in a guard position for the search after the gun apprehension.
- B. After the initial bite and the dog is placed in a guard position (as described in one of the two options) the search is conducted. The handler will do a complete search of the decoy (arms, legs, torso). There will be no simulated searches.
- C. The assault shall be no less than an aggressive move or motion towards the handler by the decoy, with his arm and no more than one contact of the decoy's arm to the handler's body. Either must be obvious to the judges.

CHECK SAMPLE SCORE SHEETS FOR AREAS OF PENALTIES.

Mail this completed trial paperwork:

- Original Master Score Sheet
- Judges' and Score Keepers' list with events judged
- The high-low judges' sheets of recorded judges' scores

TO:
USPCA
PO BOX 80
Springboro, OH 45066

- Copy of all the above sheets plus the Judge's Critique on none certified judges

TO:
DON SLAVIK
Chairman of Judges Committee
34605 454 Ave.
Ottertail, MN 56571

GENERAL RULES AND DEFINITIONS

GOVERNING CERTIFICATIONS OF DETECTOR CANINES

These General Detection Rules and Guidelines will govern testing unless specifically stated otherwise herein.

Rules may be discussed for clarification prior to certification, but no changes will be made prior to the test. Each region or district will conduct certifications yearly or as needed. The executive board of that region or district will approve all certifications. Certifications are valid for one year.

The substance and weight of the tested substances will be recorded on the master score sheet along with event score sheets. **No Pseudo Substances can be used on any certification tests.**

1. ASSOCIATION:

The term “**association**” when used in the context of these regulations shall refer to the rules committee, the judges committee or the National USPCA Executive Committee.

2. ELIGIBILITY:

- A. Each contestants must be a member of the USPCA and a full-time paid law enforcement officer of a city, town, county, state or federal agency. The handler must also be a working K-9 officer assigned to a K-9 and duties appropriate to it. Only the canine assigned will be eligible for certification.
- B. Any team wishing to participate / or certify at a national detector trials must have participated, as a competitor, in a region / district trial during the preceding twelve months. Teams of cadaver / game detection will be excluded from this requirement.
- C. Certifications will not be permitted for the purpose of marketing or selling dogs.
- D. Testing order will be drawn prior to the test and is at Association's option to schedule at each location (inside or outside).

3. JUDGES:

- A. All judges for National Certification tests must be an active regular or associate member of the USPCA and must have handled or trained a detector dog. The National Detector Trial will have five nationally certified detector judges on each event (high and low score discarded). The Chief Judge at a region or national must be a nationally certified judge of detector dogs plus a Level II or III trainer or a detector dog trainer.
- B. At the region or district level, all judges must be active regular or associate members of the USPCA. A minimum of

three judges with all scores counted or a maximum of five judges (high and low discarded) will be permitted. Regionally certified judges or technically qualified USPCA evaluators will be used. The minimum qualifications for a detector evaluator are:

1. A detector dog trainer.
2. Or a person who has handled a detector dog for at least three years and who has certified as USPCA Detector Dog Team two out of the three years.
3. Has served as a novice judge at least one detector dog certification.

NOTE: In the event the above criteria cannot be met then the Chief Judge will select the most qualified individuals to judge. Region and District Certifications require at least one certified judge for each event.

- C. The Chief Judge at the National Detector Certifications shall not judge. The Chief Judge is there to oversee the complete operation including judging, scoring, stewards and all other events that relate to the certifications. Once the tests have started, it shall be the Chief Judge's responsibility to make any and all final decisions pertaining to factors caused by weather, times and schedules, etc., regarding the completion of the certifications.

1. Region/District Certifications will permit the Chief Judge to be from within the region or district geographical area.
2. The Chief Judge at a Regional or District Certification shall have the same responsibilities, but may be a scoring judge if required.
3. The Chief Judge will also be responsible for the fair and equal method of testing for all contestants. All judges on each event will be responsible to see that their event is run according to the rules and regulation of the Association. The senior judge on the event will set guidelines to promote consistency of rule application and penalties.
4. The Chief Judge will determine the limitation of the outside vehicle search. The limited search area being the outside only, or to include the interior of one or more of the vehicles. If the phase rules do not limit the scope to the outside search only.

- D. The host city of the National Detector Dog Trials will select the Chief Judge from outside the region/district; the executive board will select the remaining required judges.
- E. Judges are not required to explain their scoring and should not enter into any discussions with a member who appears dissatisfied. Any interested person, who thinks there has been a mathematical error or error in identifying a dog, will report the fact to one of the officers of the Association or the certification committee.

- F. Scores will be considered unofficial until checked and officially released by the chief scorekeeper and Chief Judge. Scorekeepers will not change a judge's score sheet unless it is an obvious mathematical error and then only after the error has been confirmed by the judge and Chief Judge.
- G. On completion of an event the Chief Judge or chief scorekeeper will release the judges.
- H. A judge shall not require a dog or handler to do anything, nor shall they penalize a dog or handler for failing to do anything, not required by these rules.
- I. Judges must carry a mental picture of a theoretically perfect performance in each exercise and score each dog and handler against this visualized standard, which shall combine the utmost in willingness, enjoyment, and precision on the part of the dog, and the naturalness, gentleness and smoothness of the handler.
- J. Lack of willingness or enjoyment on the part of the dog must be penalized, as lack of precision in the dog's performance or roughness in handling.
- K. The Chief Judge shall appoint a protest committee. This committee must consist of an odd number of members with a minimum of three. The protest committee's rulings are final.
- L. There will be no penalty of less than one-half (½) of a point.
- M. If a dog fails in a particular part of an exercise, it shall not ordinarily be rejudged or given a second chance unless so stated in these rules. But, if in the opinion of the judges, the dog's performance was prejudiced by peculiar circumstances, the judges may, at their discretion, re-judge the dog on the entire, or that portion of the exercise that the dog failed.

Teams failing to successfully certify will not immediately be given a second chance. Multiple Tests of the same team will not be conducted. The team has to undergo a period of retraining documenting successful performance before any attempt at re-certification.

STEWARDS—OPTIONAL

There can be two types of stewards used to smooth the process and to speed the trials along.

- **Field Steward**
- **Test Steward**

1. **Field Steward**—This steward will direct the teams to any staging area and keep the next testing team ready to perform certification when summoned. This steward will check equipment and support logistics as needed. This steward works at the direction of the Chief Judge or senior event judge.
2. **Test Steward**—This steward will work at the direction of

the senior event judge and conduct such details that he delegates.

- a. There will be no lengthy or unnecessary delays by either stewards or teams.
- b. In some cases the judge may act as a steward and also judge.

4. TEST REQUIREMENTS:

- A. All aids used in testing shall be kept in separate containers to avoid cross contamination. All aids will be placed so they cannot be retrieved by the canine.
- B. All handlers will be tested in their approved standard duty uniform. Plain-clothes officers can be tested in civilian clothes if that is the accepted on duty apparel. Numbered vests maybe provided for ease of identification and required when provided.
- C. Handlers will not carry with them during the test any aids that are contaminated with any substance. Only sterile rewards and /or toys are to be used. The Association can opt to supply the rewards and/or toys.
- D. No electric devices, whistles, ultrasonic devices or related aides not specifically stated here in will be allowed.
- E. Spike or pinch collars can be used during any detection certifications.
- F. All certifications will permit the handler the flexibility of working the dog on or off lead, or a combination of both.
- G. Contestants will advise the steward at the time of occurrence or immediately after the test or phase that a protest may be entered or lodged, the steward will note it and score sheets will be marked possible protest may be filed.
- H. All formal protests will be lodged in writing to the Association (Chief Judge) identified by the teams number only (no name) before they will be considered
- I. No dog will be left unattended at anytime in such a manner as to create a danger or hazard to another dog, handler or to itself.
- J. Each handler will be responsible for any damage done by his or her dog.
- K. There will be no training or practice in the area of the trials or other locations where it may disturb the normal tranquility of fellow teams or citizens not involved with or participating in the seminar or trials.
- L. The certification is for the team—handler and dog. If the dog has multiple handlers, each handler has to certify as a team with the dog. In this event new hides will be made when certifying additional handlers.
- M. The same hides will not be used with the same dog with multiple handlers.

5. HANDLER'S PREPARATION:

- A. There will be no lengthy explanation of the exercise while the certifications are conducted. It is the handler's responsibility to know what he or she has to do on each exercise.

- B. A handler, who is familiar with these rules, should be able to enter the test area under any judge without having to inquire as to how the particular judge wishes to have the exercise performed and without being confronted with some unexpected requirement.

6. TEAM ENTRIES:

National Detector Certification Trial

1. The entry of dogs from each department is unlimited.
2. Region/district teams will consist of members from that geographical region.
3. Contestants comprising a team must be announced to the officials at the contestants meeting and each contestant may only participate on one team, either a region/district team or a department team.

Region or District Certifications

1. Regions and/or districts may establish entry criteria for participating teams if teams (optional) are established.

7. MISCELLANEOUS:

- A. Any dog relieving itself in the working areas during testing will only be penalized once for 10 points from the total points for that event. Multiple incidents will be penalized off of work points.
- B. There will be no consumption of alcoholic beverages on or in the area of the testing site during testing hours by judges, contestants or participating officials.
- C. In the event of any ties at the National Detector Trials, the team that uses the least time will place higher.
- D. Handlers of canines that do an aggressive indication will take reasonable care not to allow their dogs to damage property unnecessarily.
- E. Handlers who have been tested will not converse with a team waiting testing in their group. Hides are confidential until that days testing is completed.
- F. For maximum points all rooms and vehicles must be searched although it is at the handlers' discretion and not mandatory for certification.
- G. A non-participating handler and dog will be walked through the test area prior to the first test to contaminate the area. This handler will touch room interiors and vehicles.

8. DEFINITIONS:

- A. **Find**—The handler will call the location of the target substance as narrowly and as precisely as possible. An indication that is not precise to location but the judge feels is in odor can receive partial points in the Find section. The judge's decisions are final. All indications of the concealed substances by the dog must be obvious.
- B. **Response**—This is the action of the dog when put in the scent cone of the substance.

- C. **Alert**—This is the behavior, physical and/or verbal, that the dog is trained to exhibit when the dog encounters the odor of a substance. Evaluation will be based on the degree of indication and the handler's/judge's ability to recognize that behavior. The indication and degree should be obvious to the judges.

9. TIME KEEPING:

The time allotted to each exercise will depend on the certification test. See the individual test requirements.

- A. The team will start from a point designated by the Chief Judge outside the test area. Time will start when the team leaves this point. Time will stop when the handler indicates that his search is complete or time expires. The handler will call the location of the substances at this time.
- B. If multiple rooms are involved (such as in narcotic/explosive tests), time will stop between the rooms but no unnecessary delays will occur between rooms. Time may stop or start at the direction of the senior judge who will announce time has stopped or has been restarted.
- C. The set up time will vary depending on the certification test. In each certification the target items will be placed a minimum listed time before the first contestant.

10. LOCATION OF TARGETED SUBSTANCES:

The tested substance in all detector certifications will be placed with the dual purpose of: *being in a practical location, and testing the dog's ability to locate the tested odor and the ability of the handler to interpret the dog's alert.*

11. PROFESSIONALISM—CERTIFICATION

- A. This is a certification test, not a competition, scored under artificial conditions with equal difficulty for each team. The purpose is for certification and training. Points are awarded and reflect a scale of performance on the exercises. The natural competition that results improves training methods and ideas. It is the sharing of those methods and ideas that create continual improvement of the canine teams performance.
- B. The passing proficiency is 140 points out of the possible 200. Explosive certification requires a 100% find, all devices must be found.

12. DISQUALIFICATION

NOTE: Any extreme or abusive correction or mistreatment of the dog, loss of temper or a display of poor sportsmanship will result in immediate disqualification from the certification trial. The Executive Board may undertake its own investigation and take any action it deems appropriate based on the totality of the circumstances.

GOVERNING RULES AND REGULATIONS FOR CERTIFICATION

CADAVER DETECTION CANINES

The purpose of this test is to evaluate the ability of a canine to detect and find cadaver substances concealed in various locations. The material used for the test will be referred to as "substances."

1. TESTING:

- A. The test will consist of two parts with a total of four separate hides.

- **Vehicle** (part one)
- **Outside Area Search** (part two)

One testing substance will be less than thirty days old. The other testing substance will be over thirty days old. Two of the same aged substances can be used. Substances that can be used for the test include at least fifteen grams of:

1. Aged blood
 2. Body fluids
 3. Other aged bone and tissue
- B. The substances will be hidden thirty minutes prior to the test.
- C. The target substance will be no higher than six feet or if buried no deeper than one foot.
- D. If the substance is on the surface it must be concealed.
- E. Handler can call the location of the substances after time limit has expired.
- F. Care should be taken to use areas that will allow the canine to work off lead safely. The canine must be able to work with judges accompanying the handler. The judges will stay in back of the handler and work under the direction of the handler.
- G. The handler will explain his/her search plan and the type of alert before the start of the test.

2. HANDLER EVALUATION:

- A. The handler will be evaluated in two areas.
1. **Search Plan**—Did the handler establish a good, effective, thorough search plan and clearly described it to the judges?
 2. **Handler**—Did the handler demonstrate an ability to read the canine and interpret the alert predicted? Did the handler demonstrate the ability to distinguish between an animal versus substance alert?

3. CANINE EVALUATION:

- A. The canine will be judged in two areas.
1. **Alert**—Did the canine demonstrate an alert that was obvious, confident and consistent with the alert predicted by the handler? Were any substance alerts distinguishable from other non-substance indications?
 2. **Search**—Did the canine demonstrate a positive search posture by being thorough, intense and effective?
- B. The vehicle hides will be placed so that the canine cannot retrieve the substance.
- C. Only one hide on a vehicle—both hides will not be placed on the same vehicle.

4. AREA SEARCH:

- A. Separate search areas will be provided to each team when available.
- B. The area will be approximately fifty yards by fifty yards (about half the size of a football field). This area must have brush, trees and foliage covering the area. Items (suitcases, boxes, containers, etc.) may be used to hide one of the two testing substances as long as a minimum of five containers are within the area. Two hides will be in this area.
- C. Buried substances will be no deeper than one foot and three other holes will be dug and covered for discrimination. Care should be taken to camouflage digs with leaves or ground cover to prevent an obvious location.
- D. Hides will not be over six feet from the ground.
- E. This test will have a twenty-minute time limit with a two-minute warning. The handler can call the location of the substances after time limit has expired.
- F. Care should be taken to use areas that will allow the canine to work off lead safely. The canine must be able to work with judges accompanying the handler. The judges will stay in back of the handler and work under the direction of the handler.
- G. The handler will explain his/her search plan and the type of alert before the start of the test.

5. SCORING:

A maximum total point score of 200 is possible with a passing certification score of 140 points. See score sheet for areas of deductions.

- **Vehicle Search**—100 points
- **Area Search**—100 points

**GOVERNING RULES AND REGULATIONS
FOR CERTIFICATION**

ACCELERANT DETECTION

The purpose of this test is to evaluate the ability of a canine trained to detect and find liquid accelerates concealed in various locations.

1. TESTING:

- A. The General Detection Rules and Guidelines printed in the front of this booklet govern testing unless specifically stated otherwise herein.
- B. This test will be comprised of four separate searches involving the following three major groupings:

1. Light Petroleum Distillate (LPD)

- Zippo Lighter Fluid
- Bortz Paint Thinner
- Jasco Lacquer Thinner
- Berryman Go Go Octane Booster
- Aviation Gasoline

2. Medium Petroleum Distillate (MPD)

- Kingsford Charcoal Lighter Fluid
- Lamplight Farms B
- Citronella Fluid
- Achem Paint Thinner
- Bortz Lacquer Thinner
- Fresh Gasoline

3. Heavy Petroleum Distillate (HPD)

- Kerosene
- Diesel Fuel
- Jet Fuels
- Lamp Oil

- C. The liquid accelerate to be used on each of the four individual search problems is as specified.
- D. Time-tested substance will be, at a minimum, in place before the start of the search will be a minimum of twenty minutes after air-drying of ten minutes.

2. PREPARATION OF THE TESTING MATERIALS:

- A. Burnt materials will consist of two pieces of raw oak, each two feet by four inches by eight inches, with six ounces of two liquids from two of the three above accelerant groups. The selected liquid poured over each piece, ignited and let to burn unrestricted until out. One piece will be used for the vehicle search and the other for the indoor search.

INDOOR TEST—INTERIOR ROOMS

- A. The indoor search area will be a minimum of 200 square feet. There will be a time limit of one-and-one-half (1.5) minutes per 100 square feet of room size. Large rooms can be sectioned off to the minimum 200 square feet or larger area.
- B. The secreted hide will consist of burnt material (Preparation of Testing Material) and will be below the standard eight foot ceiling height.
- C. There will be a two-minute warning before time limit expires. The handler can call the location of the hide after time has elapsed.

VEHICLE SEARCH TEST

- A. Three vehicles of any type can be used for the test.
- B. The order of the vehicles will be approved by the Chief Judge and will permit teams easy access.
- C. The testing substance will be burnt material and will be placed at the Chief Judge's discretion either inside or outside the vehicle. No two hides will be on the same vehicle.
- D. The vehicle search will have a ten-minute time limit with a two-minute warning before time expires. If the insides of the vehicle(s) are searched, an additional one minute will be added for each vehicle interior.

PERIMETER SEARCH TEST

- A. Five containers of one-gallon capacity size will be utilized. Containers will be selected by the Chief Judge and can be the same type or various shapes or material.
- B. One container will be contaminated with a petroleum product. The contamination will consist of filling the one container with four ounces of a petroleum product and then pouring the liquid out—trace liquid will be left.
- C. The outside perimeter test area will be thirty feet by thirty feet, consisting of tall grass or other vegetation. The five containers will be placed in this area.
- D. The perimeter search will have a five-minute time limit with a thirty-second warning at four-and-one-half (4.5) minutes.

CROWD SEARCH TEST

- A. This search will consist of the searching for contaminated clothing. Six individuals can be involved or six articles of clothing only. The Chief Judge will make the determination depending on the circumstances and practicality.
- B. One article or an article of clothing on an individual will be

contaminated with two ounces of acetone, then air-dried for ten minutes. The search will be conducted a minimum twenty minutes after the air-drying period.

- C. The crowd search will have a five-minute time limit with a thirty-second warning at four-and-one-half (4.5) minutes.

3. SCORING:

A maximum total point score of 200 is possible with certification (passing) at 140 points. The following is a break down of points for each test.

- The **vehicle search** is worth 50 points.
- The **indoor search** is worth 50 points.
- The **perimeter search** is worth 50 points.
- The **crowd/clothing search** is worth 50 points.

**GOVERNING RULES AND REGULATIONS
FOR CERTIFICATION**

NARCOTIC DETECTION CANINES

The purpose of this test is to evaluate the ability of a canine to detect and find narcotics concealed in various locations.

1. TESTING:

- A. The test will consist of two parts, vehicles and interior rooms of a building. There will be four separate hides. Two hides may be a soft narcotic, marijuana, hashish or certified derivative. The remaining two hides will be two different hard narcotics, cocaine, heroin, methamphetamine or any certified derivative. The Chief Judge will determine the narcotics used, subject to availability.
- B. **Amounts**—A minimum of five grams will be used for testing. If the same substance is to be used for any other hides, the amount will then be doubled (two marijuana hides—first of five grams, the second must be at least doubled to ten or more grams).
- C. Care will be taken not to cross contaminate when handling the narcotics hides by the judges. Surface contamination by the dog (saliva, scratches, etc.) will be cleaned at the judges' option.
- D. All testing aids will be placed so the dog cannot retrieve or come in physical contact with the narcotic.

VEHICLE SEARCH TEST

- A. Five vehicles will be used. The vehicles may be of any type or model and may include autos, trucks, buses, airplanes, boats, etc.
- B. The substance can be placed on the outside of the vehicle or placed inside where scent is available to the canine from the outside.
- C. The order of the vehicles will be approved by the Chief Judge and will permit teams easy access for searching.
- D. The narcotics can be placed inside or on the outside of the vehicles.
- E. No two hides will be placed on the same vehicle.
- F. If only the outside of the vehicles are searched there will be a ten-minute time limit total with a two-minute warning at the eight-minute mark. If the interior of a vehicle is searched there will be an additional one minute per vehicle added to the total time. If all five vehicle interiors are searched a maximum time limit of fifteen minutes with a two-minute warning.

INDOOR TEST—INTERIOR ROOMS

- A. The indoor search will consist of three rooms. Each room will be a minimum of 200 square feet. There will be a time limit of one-and-one-half (1.5) minutes for every 100 square feet. Large rooms can (optional) be sectioned off to the 200 square foot minimum.
- B. The rooms must be furnished and can be kitchens, workshops, office, schoolrooms or other rooms containing furnishings and/or equipment.
- C. There will be two hides contained within the three rooms. Only one hide in any room.
- D. There will be a two-minute warning given before the expiration of time. At the expiration of time the handler will call his/her finds. The handler can elect to end search before time expires and call the location of the hidden narcotics.
- E. The handler can use allotted time to search any of the rooms at their discretion. See General Rule Time.

**GOVERNING RULES AND REGULATIONS
FOR CERTIFICATION**

GAME DETECTION

The purpose of this test is to evaluate the ability of a canine trained to detect and find wild game concealed in various locations.

1. TESTING:

- A. The General Detection Rules and Guidelines printed at the beginning of this booklet govern testing unless specifically stated otherwise herein.
- B. This certification will be comprised of four separate searches of four concealed packages of wild game (warm or cold-blooded) of the type(s) the team is certifying for.
- C. Handlers will not be told what type of game they are searching for but only game the team is trained on will be utilized.
- D. There will be no maximum weight but will be within reasonable limits common to violations. For example, a full Elk would not be permissible. A minimum weight of one pound will be the minimum used for any of the four hides.
- E. This certification will consist of two hides indoor and two hides on vehicles.
- F. The concealed hides will not be frozen.

being arranged so teams have access to them without undue restrictions.

- C. The testing substance may be placed inside or outside of the vehicles used.
- D. No two hides will be on the same vehicle.
- E. If only the outside of vehicle are searched, there will be a ten-minute time limit with a two-minute warning at the eight-minute mark. If both the outside and inside of the vehicles are used, there will be an additional one minute per conveyance added on the total time, for a maximum of fifteen minutes for all five conveyances.

See Score Sheets for areas of Evaluation.

GAME DETECTION / INDOOR TEST

- A. The indoor (room) search will consist of three rooms. Each room will be a minimum of 200 square feet and large rooms can be sectioned off to the 200 square feet requirement. There will be a time of one-and-one-half minutes (1.5) per 100 square feet.
- B. The rooms utilized will contain furnishings compatible with room type. No empty rooms will be searched.
- C. There will be two hides contained within the three rooms. No more than one hide in any room.
- D. All hides will be concealed below the standard eight foot ceiling height.
- E. There will be a two-minute warning before time expiring for the exercise. The handler can indicate the location of the hides after time expires.

OUTDOOR TEST

- A. Five vehicles shall be used. The vehicles may be of any type or model and may include autos, trucks, buses, airplanes, boats, etc.
- B. The vehicles may be placed in any order or positions,

**GOVERNING RULES AND REGULATIONS
FOR CERTIFICATION**

EXPLOSIVE DETECTION CANINES

The purpose of this test is to evaluate the ability of a canine trained to detect and find explosives concealed in various locations. The General Detection Rules and Guidelines printed in the front of this booklet will also govern testing unless specifically stated otherwise herein.

1. TESTING:

- A. This certification will be comprised of four separate searches for four explosive hides. No detonating devices will be allowed in the testing venues.
- B. The soak time, time placed of the target substances will be one hour before the first search.
- C. For certification all four hides on the four searches must be found.
- D. The four hides as selected by the Chief Judge will consist of one substance from each of the five main categories of explosives listed below. One category as randomly selected by the Chief Judge will be excluded. No two hides from the same category will be used.

- CHLORATES
- RDX
- TNT
- NITRATES
- PETN

- E. The explosive hides will not be in air tight packaging. If an air tight container or packaging, they will be opened before the placing of the hide(s).
- F. Handlers will not be told what type of explosives they are searching for.
- G. There will be no maximum weight of explosives used.
- H. However, a minimum of eight ounces will be concealed for each of the four hides. Two finds will be concealed indoors and two finds will be concealed on motor vehicles.
- I. If the explosives are disturbed or retrieved by the dog, the team will be disqualified from certification.

- B. The rooms utilized will contain furnishings compatible with room type. No empty rooms will be searched.
- C. There will be two hides contained within the three rooms.
- D. There will be a two-minute warning before time expiring for the exercise. The handler can indicate the location of the hides after time expires.

VEHICLE TEST—EXPLOSIVES

- A. Five vehicles shall be used. The vehicles may be of any type or model and may include autos, trucks, buses, airplanes, boats, etc.
- B. The vehicles may be placed in any order or position, as long as the team has access to them.
- C. The vehicles will be spaced a minimum of fifteen feet apart.
- D. No two hides will be on the same vehicle.
- E. Only the outsides of the vehicles are to be searched there will be a ten-minute time limit with a two-minute warning at the eight-minute mark.

Mail this completed trial paperwork:

- Original Master Score Sheet
- Judges' and Score Keepers' list with events judged
- The high-low judges' sheets of recorded judges' scores

TO:
USPCA
PO BOX 80
Springboro, OH 45066

- Copy of all the above sheets plus the Judge's Critique on none certified judges

TO:
DON SLAVIK
Chairman of Judges Committee
34605 454 Ave.
Ottertail, MN 56571

INDOOR TEST—EXPLOSIVES

- A. The indoor (room) search will consist of three rooms. Each room will be a minimum of 200 square feet, large rooms can be sectioned off to the 200 square feet requirement. There will be a time limit of one-and-one-half minutes (1.5) per 100 square feet. A two-minute warning will be given before time expires.

**POLICE DOG II
TRACKING CERTIFICATION**

**GOVERNING RULES AND REGULATIONS
FOR CERTIFICATION**

TRACKING

The purpose of this test is to evaluate the ability of the canine to track the scent of a particular person, indicating articles of evidence left on the track by that person, and be able to discriminate from the cross track by following the original track to a successful conclusion.

GENERAL RULES AND DEFINITIONS:

Rules may be discussed for clarification prior to the field trials, but no changes will be made prior to the tracking test.

1. Tracking certification is to be open to all USPCA regular members.
2. To obtain a PD II Certification, the team must currently be PD I certified. PD I is not necessary for a Tracking Certification. If a team has not obtained a PD I rating they will be awarded a Tracking Certification.
3. Each region or district will offer a Tracking Test yearly or monthly, determined by each. That region/district board will approve each certification.
4. The testing region or district will set any required fee.
5. Judges must be active regular or associate members of the USPCA. A minimum of two judges will judge each track, and their scores will be averaged.
6. Judges must be certified USPCA judges. The Chief Judge of a Tracking Certification Trial must be at least a regional certified Tracking Judge and a Level I Trainer.
7. The track will be laid at the direction of the judge.
8. The region or district president will keep a list of those dog teams that have passed this certification test.
9. The Master Score Sheet along with the judges' / scorekeepers' list will be sent to:
 - a. Original (master, judges scorekeepers list, event sheets) to the national director.
 - b. The chairman of the judges committee gets the entire above plus critique of novice judges.
10. Each team that certifies with a minimum of 130 points will be issued a Certificate of Certification signed by the Chief Judge and region/district president stating that they are "Tracking Certified."
11. The certification test will be conducted on leash.
12. Handlers have the option to use leads, tracking ropes, tracking harness, choke chains or leather collars while involved in the test.
13. No spike, pinch collars, electronic devises, whistles, ultra-sonic devices or related aids not specifically stated herein will be allowed.
14. If a team has failed in a particular part of the exercise it shall not ordinarily be rejudged, or given a second chance unless so stated in these rules. If in the opinion of the judges the team's performance was prejudiced by peculiar circumstances, the judges may rejudge the team on the entire exercise or on that portion of the exercise in question.
15. Each judge must carry a mental picture of the theoretically perfect performance in each exercise and score the dog and the handler against this visualized standard. The team shall combine the utmost in willingness, enjoyment and precision on the part of the dog and the naturalness, gentleness, and smoothness of the handler. Lack of willingness or enjoyment on the part of the dog, as lack of precision in the dog's performance or roughness in handling, must be penalized.
16. There shall be no penalty of less than one-half (½) point. Refer to the sample score sheet for areas of penalties.
17. The judges are not required to explain their scoring and should not enter into any discussion with any handler who appears to be dissatisfied. Any interested person that believes there may be an error, mathematical or in identifying a team, will report this to one of the officers of the region or district or the testing committee.
18. The judges will not require any handler or dog to do anything, nor will he penalize a dog or handler for failing to do anything that is not required by these rules.
19. There will be no lengthy explanation of the exercise while on the field. It will be the handler's responsibility to know the requirements of each exercise. The judge will direct the team to the starting location and start the test.
20. Handlers will advise the judge or steward, at the time of occurrence or immediately after the test, that a protest may or will be lodged. This will be noted on the score sheet. All formal protests must be lodged in writing to the Chief Judge who will appoint a committee to resolve the protest and advise the contestant of the finding. The protest ruling is final.
21. Handlers will not leave any dog unattended in such a manner as to be a hazard or danger to any person, another dog or itself.
22. Every handler will be responsible for any damage done by his animal.

**TRACKING TEST
PD II**

TRACKING CERTIFICATION

1. TRACKING:

The test track will consist of a three legged track; the length of the track will be from 150 yards to 300 yards in length depending on space available. There will be two turns; the first one can be either to the right or left. As many individual tracks as possible will be laid in the area utilized. If the area is limited and will be used more than once, a dog and handler will contaminate all areas prior to the first test.

The age of the track will be a minimum of thirty minutes and not to exceed one hour.

2. START:

The approximate area of the start of the track will be marked with two markers placed by the tracklayer. The markers (cones, flags, etc.) will be placed ten feet apart, and the track may start anywhere between the markers. To start the track, the team will be brought to the general area of the markers and told that the track starts somewhere between the markers. The team will be evaluated on locating the track and determining the track direction.

3. ARTICLES:

Articles will consist of two types:

1. Track Articles

Three of the Police Dog I (PD I) articles will be used. Prior to the commencement of the first test, the testing region/district will select the three articles. Three new articles will be used for each test. The articles will be concealed on the track, with one article on each leg.

2. End Article

The end article will be determined by the testing region/district prior to the test and must be the same type for each team. The end article will be concealed.

Dogs will be evaluated on indicating and alerting on the track articles. Finds must be obvious to the judge. Each article will be judged separately with the end article having a higher point value. If a dog fails to indicate an article, he will still be evaluated on the work on the track. The dog does not have to retrieve the article. The handler must inform the judge of the find.

3. CONTAMINATION:

The test track will be contaminated on one of the three legs by having another person cross over the laid track. This cross track will be laid at least fifteen minutes after the initial track was laid.

4. TIME:

There will be no time limit on the test. The judge will conclude the test if the team has stopped working or is obviously unsuccessful.

5. PROFICIENCY:

The Tracking Certification / PD II will have a total possible points of 180. Proficiency or Passing will be 130 or more points.

**TRACKING TEST
PD IIX**

The PD IIX and Tracking Certification Exceptional Test will be open to any regular member of the USPCA that has a current team (handler/dog) certification rating of PD II or a Tracking Certification.

1. TRACKING:

The PD IIX / Tracking Certification Exceptional test will be a track consisting of a five legged track with four turns. The length of the track will be a minimum 900 yards (one-half mile) to 1800 yards (one mile). The track will have two cross tracks. The age of the track will be a minimum of one hour and not exceed two hours. A minimum of two types of surface will be used and can consist of road, streams and parking lot crossings.

2. START:

The approximate area of the start of the track will be marked with two markers placed by the tracklayer. The markers (cones, flags, etc.) will be placed ten feet apart, and the track may start anywhere between the markers. To start the track, the team will be brought to the general area of the markers and told that the track starts somewhere between the markers. The team will be evaluated on locating the track and determining the track direction.

3. ARTICLES:

Articles will consist of two types:

1. Track Articles

Five of the Police Dog I (PD I) articles will be used. Prior to the commencement of the first test, the testing region/district will select the five articles. Five new articles will be used for each test. The articles will be concealed on the track, with one article on each leg.

2. End Article

The end article will be determined by the testing region/district prior to the test and must be the same type for each team. The end article will be concealed.

Dogs will be evaluated on indicating and alerting on the track articles. Finds must be obvious to the judge. Each article will be judged separately with the end article having a higher point value. If a dog fails to indicate an article, he will still be evaluated on the work on the track. The dog does not have to retrieve the article. The handler must inform the judge of the find.

4. CONTAMINATION:

The test track will be contaminated on two of the five legs by having a person cross over the laid track. This cross track will be laid at least thirty minutes after the initial track was laid.

5. TIME:

There will be no time limit on the test. The judge will conclude the test if the team has stopped working or is obviously unsuccessful.

6. PROFICIENCY:

The Tracking Certification Exceptional Test / PD IIX will have a total possible point value of 270. Proficiency or passing will be 190 or more points.

CHECK SAMPLE SCORE SHEETS FOR AREAS OF PENALTIES.

Mail this completed trial paperwork:

- Original Master Score Sheet
- Judges' and Score Keepers' list with events judged
- The high-low judges' sheets of recorded judges' scores

TO:
**USPCA
PO BOX 80
Springboro, OH 45066**

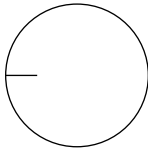
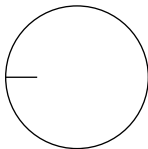
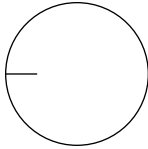
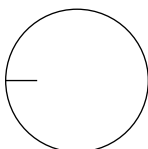
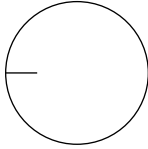
- Copy of all the above sheets plus the Judge's Critique on none certified judges

TO:
**DON SLAVIK
Chairman of Judges Committee
34605 454 Ave.
Ottertail, MN 56571**

SUGGESTED GUIDELINES FOR JUDGES AND TRACKLAYERS

1. Judges should direct the team to the starting location, not lead them to it.
2. Tracklayer once track is laid, the tracklayer must stay away from the starting point and the K-9 team prior to the test.
3. DO NOT allow tracks to sit too long. If one hour is your starting time, you should use forty-five minutes as the target time to not exceed the one hour.
4. If possible, all the tracks at PD II / Tracking Certification test should be done on the same type of surface.
5. All the tracks should be as similar as possible: for example, all grass or all part grass and part dirt.
6. Judges will stay away from the team to keep from distracting or interfering with the K-9.
7. The tracklayer should draw a diagram of the track and location of articles along with the cross contamination(s).
8. Prior to testing judges must determine if partial scores will be given for incomplete tracks.

THE UNITED STATES POLICE CANINE ASSOCIATION, INC.

TEAM #	AGILITY	JUDGE #								
DATE										
Evaluation sheets are for judges' guidelines only.										
HURDLES MAJOR (10 - 20 points) Other (explain) MINOR (1/2 - 10 points) Handler Error Pass 2 nd . Hurdle Option #1 Pass 4 th . Hurdle Option #2 Touched Hurdle Dog Pushed off Hurdle Option #2 No Sit or Down Other (explain)	Finish 2 Minimum Score 2 Each Jump (8) Pre-stimulating Dog to Obstacle No Finish -2 Poor Finish	<table style="margin: auto;"> <tr> <td style="border: 1px solid black; width: 15px; height: 15px;"></td> <td style="border: 1px solid black; width: 15px; height: 15px;"></td> <td style="border: 1px solid black; width: 15px; height: 15px;"></td> <td style="border: 1px solid black; width: 15px; height: 15px;"></td> </tr> <tr> <td align="center">1</td> <td align="center">2</td> <td align="center">3</td> <td align="center">4</td> </tr> </table> <div style="text-align: center;">  </div>					1	2	3	4
1	2	3	4							
		MAXIMUM POINTS 20								
		SUBTOTAL 1. _____								
CATWALK MAJOR (5 - 10 points) Failed Climb Command Failed Command Stand Recall MINOR (1/2 - 5 points) Handler Error Unsteady on Climb or Catwalk Extra Commands Poor Finish	Failure to Climb -10 Stand 2 Other (explain) Finish 1 Minimum Score if Dog Completes Climb 5 Pre-stimulating Dog to Obstacle Other (explain)	<div style="text-align: center;">  </div>								
		MAXIMUM POINTS 10								
		SUBTOTAL 2. _____								
BROAD JUMP MAJOR (5 - 10 points) Failed Command to Jump Other (explain) Pushed off Board MINOR (1/2 - 5 points) Touched Board Handler Error Pre-stimulating Dog to Obstacle	Failure to Jump -10 Minimum Score if Dog Clears Jump 2 Finish 1 Poor Finish Extra Commands Other (explain)	<div style="text-align: center;">  </div>								
		MAXIMUM POINTS 10								
		SUBTOTAL 3. _____								
A-FRAME MAJOR (5 - 10 points) Handler Error Failed Command to Scale -10 Pre-stimulating Dog to Obstacle Minimum Score if Dog Scales 5	MINOR (1/2 - 5 points) Handler Error Extra Commands Other (explain) Finish 1	<div style="text-align: center;">  </div>								
		MAXIMUM POINTS 10								
		SUBTOTAL 4. _____								
CRAWL MAJOR (5 - 10 points) Other (explain) MINOR (1/2 - 5 points) Handler Error Extra Commands Other (explain)	Failed Command to Crawl -10 Finish 1 Minimum Score if Dog Completes Crawl 5 Pre-stimulating Dog to Obstacle	<div style="text-align: center;">  </div>								
		MAXIMUM POINTS 10								
		SUBTOTAL 5. _____								
60 Points Possible		TOTAL AGILITY SCORE _____								

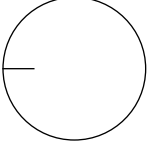
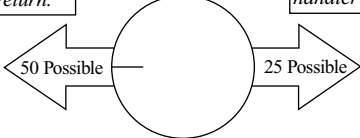
THE UNITED STATES POLICE CANINE ASSOCIATION, INC.

TEAM # _____	<h1 style="margin: 0;">EVIDENCE SEARCH</h1>	JUDGE # _____
DATE _____		
<i>Evaluation sheets are for judges' guidelines only.</i>		
<div style="text-align: center;"> <p>RETRIEVE INDICATION</p> </div> <p>MAJOR (2 - 70 points) Poor Work Leaves Area, Disinterested Relieving in Area Other (explain)</p> <p>MINOR (1/2 - 10 points) Retrieve Incomplete Retrieve Delivery Finish Handler Error Extra Commands Excessive Praise Other (explain)</p>	<p>Find Each Article 20 Points #1 _____ #2 _____</p> <p>Retrieve or Indication Each Article 5 Points #1 _____ #2 _____</p> <p>Stability of Indication/Or Delivery in Hand Each Article 1 Point #1 _____ #2 _____</p> <p>Finish 5</p> <p>Total Work Points 13 Points _____</p> <div style="border: 1px solid black; border-radius: 50%; width: 100px; height: 40px; margin: 10px auto;"></div>	<div style="text-align: center;"> <p>PASSIVE INDICATION</p> </div> <p>MAJOR (2 - 70 points) Poor Work Leaves Area—Disinterested Relieving in Area Other (explain)</p> <p>MINOR (1/2 - 10 points) Indication Slow Indication Position Commanded Dog too Far from Article Dog Disturbs Article Dog Touched Article Dog's Position During Indication Is Unstable Finish Handler Error Extra Commands Excessive Praise Other (explain)</p>
<div style="display: flex; justify-content: space-between; align-items: center;"> <div style="border: 1px solid black; width: 250px; height: 200px; position: relative;"> 30' 30' </div> <div style="margin-left: 20px;"> <p>TYPE OF ARTICLES USED</p> <p>1. _____</p> <p>2. _____</p> <p>TIME LIMIT 3 MINUTES Time warning at 2½ minutes 30-second warning</p> <p>TIME USED _____ Minutes _____ Seconds</p> </div> </div>		
70 Points Possible		TOTAL ARTICLE SEARCH SCORE _____

THE UNITED STATES POLICE CANINE ASSOCIATION, INC.

TEAM #	<h1 style="margin: 0;">SUSPECT SEARCH</h1>	JUDGE #
DATE Evaluation sheets are for judges' guidelines only.		
<p>MAJOR (10 - 110 points)</p> <p>Find Work Alert Handler Error Other (explain)</p>	<p>No Find -60 Alert 10 Work 35 Finish 5</p> <p align="center">Total of 35 points for Work</p> <p>Relieving in Area -10</p>	<p>MAXIMUM POINTS</p> <h2 style="margin: 10px 0;">110</h2> <p>TOTAL SUSPECT SEARCH SCORE</p> <hr style="width: 50%; margin: 0 auto;"/>
<p>MINOR (1/2 - 10 points)</p> <p>Dog Leaves Area, Disinterested Finish Handler Error Extra Commands Other (explain) Alert</p>	<div style="border: 1px solid black; width: 80px; height: 80px; margin: 0 auto; border-radius: 50%;"></div>	
<div style="display: flex; justify-content: space-between; width: 100%;"> <div style="display: flex; flex-direction: column; align-items: center;"> <div style="border: 1px solid black; width: 60px; height: 60px; margin-bottom: 20px;"></div> <div style="border: 1px solid black; width: 60px; height: 60px; margin-bottom: 20px;"></div> <div style="border: 1px solid black; width: 60px; height: 60px;"></div> </div> <div style="border-left: 1px dashed black; border-right: 1px dashed black; width: 40px; text-align: center; font-weight: bold; font-size: 24px; line-height: 1;"> W A L K W A Y </div> <div style="display: flex; flex-direction: column; align-items: center;"> <div style="border: 1px solid black; width: 60px; height: 60px; margin-bottom: 20px;"></div> <div style="border: 1px solid black; width: 60px; height: 60px; margin-bottom: 20px;"></div> <div style="border: 1px solid black; width: 60px; height: 60px;"></div> </div> </div>	<div style="border: 1px solid black; padding: 5px; margin-bottom: 20px; width: 250px;"> BOX SUSPECT HIDDEN IN </div> <div style="border: 1px solid black; padding: 5px; width: 250px;"> BOX PICKED BY HANDLER </div>	
<p>Time Limit 4 Minutes with a 30-second warning</p> <p>TIME USED</p> <p>_____ Minutes _____ Seconds</p>		

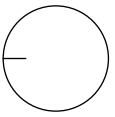
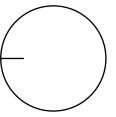
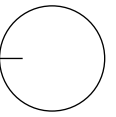
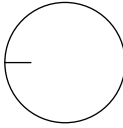
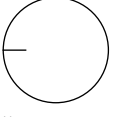
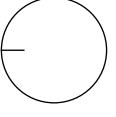
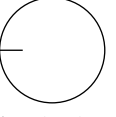
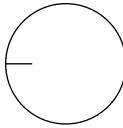
THE UNITED STATES POLICE CANINE ASSOCIATION, INC.

TEAM #	<h1 style="margin:0;">CRIMINAL APPREHENSION</h1>	JUDGE #
DATE Evaluation sheets are for judges' guidelines only.		
FALSE START MAJOR (1 - 15 points) Fails to Stay—Breaks Decoy MINOR (1/2 - 1 point) Dog Moves Extra Commands	Breaks -15 Decoy 3 Other (explain) Other (explain)	 MAXIMUM POINTS <h2 style="margin:0;">15</h2> SUBTOTAL 1. _____
<input type="checkbox"/> RUNNING RECALL <i>Maximum 50 Points: Requires the decoy to continue to run until the dog terminates the pursuit and judge signals the decoy to stop and return.</i> MAJOR (5 - 50 points) Dog Anticipates Recall Dog Recalls Past 60 yard Dog Fails to Pursue/Handler Leaves Line Other (explain) MINOR INFRACTIONS (1/2 - 5 points) Extra Commands Other (explain) Poor Finish	Handler Declared Options  No Finish -5 Early Recall Before Light Is a Failure Decoy 1/2 - 10 Contact with Decoy Is a Failure	<input type="checkbox"/> STANDING RECALL -25 <i>Maximum 25 Points (25 Point Penalty from Maximum 50 of the Running Recall): Decoy stops running when handler gives termination command.</i> MAJOR (5 - 25 points) Dog Anticipates Recall Dog Recalls Past 60 yards Dog Fails to Pursue/Handler Leaves Line Other (explain) MINOR INFRACTIONS (1/2 - 5 points) Extra Commands Other (explain) Poor Finish
APPREHENSION W/O GUNFIRE MAJOR DEDUCTIONS (10 - 100 points) Bite 1 - 50 Dog Fails to Leave Line / Pursue 1 - 100 Other (explain) MINOR DEDUCTIONS (1/2 - 10 points) Decoy 1/2 - 10 Call-off 1/2 - 10 Search 1/2 - 10 Extra Commands Handler Error Commitment of Dog Slow Release Dog Slow Runs Search of Both Legs, Both Arms, & Torso 1/2 - 10 Simulated or Poor Search Finish		Fail to Bite -100 Physically Removes Dog -25 Dog Makes Contact with Decoy on Search -10 Moves on Stay 1/2 - 10 Incisor Bite—Not Full Adjusts Bite—Moves Re-bites—Came off—Reengages Anticipates Call-off No Finish -5
False Start Recall (Running or Standing) Apprehension W/O Gunfire		MAXIMUM POINTS <input type="checkbox"/> RUNNING <h2 style="margin:0;">50</h2> <input type="checkbox"/> STANDING <h2 style="margin:0;">25</h2> SUBTOTAL 2. _____ MAXIMUM POINTS <h2 style="margin:0;">100</h2> SUBTOTAL 3. _____ SUBTOTAL 1. _____ SUBTOTAL 2. _____ SUBTOTAL 3. _____

THE UNITED STATES POLICE CANINE ASSOCIATION, INC.

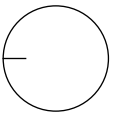
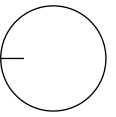
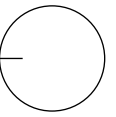
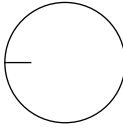
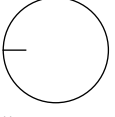
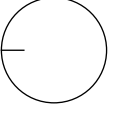
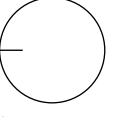
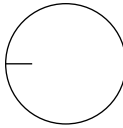
TEAM #	<h1 style="margin:0;">CRIMINAL APPREHENSION</h1>	JUDGE #																														
DATE Evaluation sheets are for judges' guidelines only.																																
<p>APPREHENSION WITH GUNFIRE</p> <p>MAJOR DEDUCTIONS (10 - 100 points)</p> <table style="width:100%; border:none;"> <tr> <td style="width:50%;">Bite 1 - 50</td> <td style="width:50%;">Fails to Bite -100</td> </tr> <tr> <td>Dog Fails to Leave Line, Needs Multiple Commands</td> <td>Physically Removes Dog -25 Major or Minor Other (explain)</td> </tr> </table> <p>MINOR DEDUCTIONS (1/2 - 10 points)</p> <table style="width:100%; border:none;"> <tr> <td style="width:50%;">Decoy 1/2 - 10</td> <td style="width:50%;">Dog Makes Contact with Decoy on Search -10</td> </tr> <tr> <td>Extra Commands</td> <td>Moves on Stay 1/2 - 10</td> </tr> <tr> <td>Handler Error</td> <td>Adjusts Bite—Moves</td> </tr> <tr> <td>Call-off 1/2 - 10</td> <td>Re-bites—Came off—Reengages</td> </tr> <tr> <td>Dog Slow Runs</td> <td>Anticipates Call-off</td> </tr> <tr> <td>Commitment of Dog</td> <td>Incisor Bite</td> </tr> <tr> <td>Poor Finish</td> <td>Slow Release</td> </tr> <tr> <td>Other (explain)</td> <td>No Finish -5</td> </tr> </table>		Bite 1 - 50	Fails to Bite -100	Dog Fails to Leave Line, Needs Multiple Commands	Physically Removes Dog -25 Major or Minor Other (explain)	Decoy 1/2 - 10	Dog Makes Contact with Decoy on Search -10	Extra Commands	Moves on Stay 1/2 - 10	Handler Error	Adjusts Bite—Moves	Call-off 1/2 - 10	Re-bites—Came off—Reengages	Dog Slow Runs	Anticipates Call-off	Commitment of Dog	Incisor Bite	Poor Finish	Slow Release	Other (explain)	No Finish -5	<p>MAXIMUM POINTS</p> <p style="font-size:24pt;">100</p> <p>SUBTOTAL</p> <p>4. _____</p>										
Bite 1 - 50	Fails to Bite -100																															
Dog Fails to Leave Line, Needs Multiple Commands	Physically Removes Dog -25 Major or Minor Other (explain)																															
Decoy 1/2 - 10	Dog Makes Contact with Decoy on Search -10																															
Extra Commands	Moves on Stay 1/2 - 10																															
Handler Error	Adjusts Bite—Moves																															
Call-off 1/2 - 10	Re-bites—Came off—Reengages																															
Dog Slow Runs	Anticipates Call-off																															
Commitment of Dog	Incisor Bite																															
Poor Finish	Slow Release																															
Other (explain)	No Finish -5																															
<p>HANDLER PROTECTION</p> <p><i>The Search starts this Phase & consists of arms, both legs & torso.</i></p> <p>MAJOR DEDUCTIONS (10 - 75 points)</p> <table style="width:100%; border:none;"> <tr> <td style="width:50%;">Response to Assault 10</td> <td style="width:50%;">Fails to Respond w/o Command -75</td> </tr> <tr> <td>Decoy 5</td> <td>Fails to Protect—No Bite -75</td> </tr> <tr> <td>Call-off 5</td> <td>Physically Removes Dog -10</td> </tr> <tr> <td>Bite 10</td> <td>Failure to Take Weapon -10</td> </tr> <tr> <td>Poor Bite 1/2 - 10</td> <td>Dog Makes Contact with Decoy on Search -10</td> </tr> </table> <p>MINOR DEDUCTIONS (1/2 - 10 points)</p> <table style="width:100%; border:none;"> <tr> <td style="width:50%;">Decoy 1/2 - 5</td> <td style="width:50%;">Moves on Stay 1/2 - 10</td> </tr> <tr> <td>Search 1/2 - 10</td> <td>Failure to Take Weapon -10</td> </tr> <tr> <td>Call-off 1/2 - 5</td> <td>Adjusts Bite—Moves</td> </tr> <tr> <td>Commitment of Dog</td> <td>Incisor Bite</td> </tr> <tr> <td>Slow Release</td> <td>Re-bites—Came off—Reengages</td> </tr> <tr> <td>Dog Slow Runs</td> <td>Anticipates Call-off</td> </tr> <tr> <td>Search of Both Arms, Both Legs & Torso 1/2 - 10</td> <td>Simulated or Poor Search</td> </tr> <tr> <td>Other (explain)</td> <td>Handler Error</td> </tr> <tr> <td></td> <td>Poor Finish</td> </tr> <tr> <td></td> <td>No Finish -5</td> </tr> </table>		Response to Assault 10	Fails to Respond w/o Command -75	Decoy 5	Fails to Protect—No Bite -75	Call-off 5	Physically Removes Dog -10	Bite 10	Failure to Take Weapon -10	Poor Bite 1/2 - 10	Dog Makes Contact with Decoy on Search -10	Decoy 1/2 - 5	Moves on Stay 1/2 - 10	Search 1/2 - 10	Failure to Take Weapon -10	Call-off 1/2 - 5	Adjusts Bite—Moves	Commitment of Dog	Incisor Bite	Slow Release	Re-bites—Came off—Reengages	Dog Slow Runs	Anticipates Call-off	Search of Both Arms, Both Legs & Torso 1/2 - 10	Simulated or Poor Search	Other (explain)	Handler Error		Poor Finish		No Finish -5	<p>MAXIMUM POINTS</p> <p style="font-size:24pt;">75</p> <p>SUBTOTAL</p> <p>5. _____</p>
Response to Assault 10	Fails to Respond w/o Command -75																															
Decoy 5	Fails to Protect—No Bite -75																															
Call-off 5	Physically Removes Dog -10																															
Bite 10	Failure to Take Weapon -10																															
Poor Bite 1/2 - 10	Dog Makes Contact with Decoy on Search -10																															
Decoy 1/2 - 5	Moves on Stay 1/2 - 10																															
Search 1/2 - 10	Failure to Take Weapon -10																															
Call-off 1/2 - 5	Adjusts Bite—Moves																															
Commitment of Dog	Incisor Bite																															
Slow Release	Re-bites—Came off—Reengages																															
Dog Slow Runs	Anticipates Call-off																															
Search of Both Arms, Both Legs & Torso 1/2 - 10	Simulated or Poor Search																															
Other (explain)	Handler Error																															
	Poor Finish																															
	No Finish -5																															
<p>Apprehension With Gunfire</p> <p>Handler Protection</p>		<p>SUBTOTAL 4. _____</p> <p>SUBTOTAL 5. _____</p>																														

THE UNITED STATES POLICE CANINE ASSOCIATION, INC.

TEAM # _____	DETECTOR DOG ROOM / AREA TEST	JUDGE # _____
<i>Evaluation sheets are for judges' guidelines only.</i>		
HIDE 1 _____	Weight _____	Region _____
HIDE 2 _____	Weight _____	Date ____/____/____ Time Used _____
<input type="checkbox"/> NARCOTICS ROOMS 3	<input type="checkbox"/> GAME DETECTION ROOMS 3	<input type="checkbox"/> CADAVER 50'x50' AREA FIELD SEARCH
		<input type="checkbox"/> EXPLOSIVES ROOMS 3
1	2	3
		Explosive Detection Dog Disturbs Aid No Score 0
↓ HIDE ONE 1+2+3		
<p>1 RESPONSE 5 Points</p> <div style="text-align:center;">  </div> <p>Excellent Satisfactory Lacks Enthusiasm Examined & Left None</p>	<p>2 ALERT 5 Points</p> <div style="text-align:center;">  </div> <p>Excellent Satisfactory Requires Encouragement None</p>	<p>3 FIND 25 Points</p> <div style="text-align:center;">  </div> <p>Excellent (+25) Satisfactory (+20 - 24) Good (+15 - 20) Fair (+10 - 14) No Find (-25)</p>
		<p>DOG'S PERFORMANCE 7 20 Points</p> <div style="text-align:center;">  </div> <p>Excellent Lacks Enthusiasm False Alert Disinterested Distracted Relieves in Area -10</p>
↓ HIDE TWO 4+5+6		
<p>4 RESPONSE 5 Points</p> <div style="text-align:center;">  </div> <p>Excellent Satisfactory Lacks Enthusiasm Examined & Left None</p>	<p>5 ALERT 5 Points</p> <div style="text-align:center;">  </div> <p>Excellent Satisfactory Requires Encouragement None</p>	<p>6 FIND 25 Points</p> <div style="text-align:center;">  </div> <p>Excellent (+25) Satisfactory (+20 - 24) Good (+15 - 20) Fair (+10 - 14) No Find (-25)</p>
		<p>HANDLER'S PERFORMANCE 8 10 Points</p> <div style="text-align:center;">  </div> <p>Lacks Enthusiasm Attitude Other Poor Leash Control Did Not Interpret Dog Alert Encourages Dog to Respond Before Alert Lack of Confidence in Dog Did Not Properly Control Dog Inconsistent Search Sequence</p>
<p>CADAVER ONLY</p> <p><input type="checkbox"/> <i>Poor Search Plan 1-10 Handler's Performance</i></p> <p><input type="checkbox"/> <i>Ineffective Team None Qualifying</i></p> <p><i>The area-search area will be 50'x50', diagram above will reflect area diagram.</i></p>		<p>Hide 1+2+3 SUBTOTAL _____</p> <p>Hide 4+5+6 SUBTOTAL _____</p> <p>Dog's Performance SUBTOTAL _____</p> <p>Handler's Performance SUBTOTAL _____</p>
100 Points Possible		TOTAL DETECTOR DOG ROOM / AREA SCORE _____

THE UNITED STATES POLICE CANINE ASSOCIATION, INC.

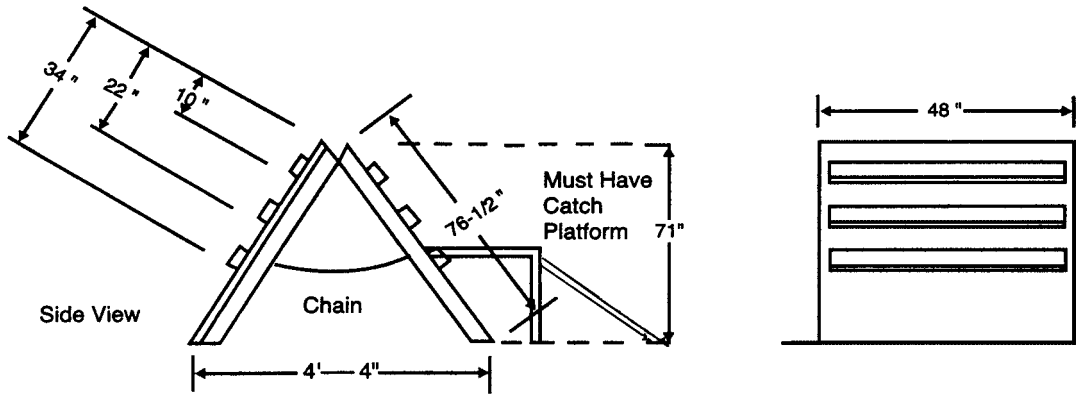
TEAM # _____	DETECTOR DOG VEHICLE TEST		JUDGE # _____
<i>Evaluation sheets are for judges' guidelines only.</i>			
HIDE 1 _____	Weight _____	Region _____	
HIDE 2 _____	Weight _____	Date ___/___/___	Time Used _____
<input type="checkbox"/> NARCOTICS	<input type="checkbox"/> GAME DETECTION	<input type="checkbox"/> CADAVER	<input type="checkbox"/> EXPLOSIVES
1	2	3	4
5	_____		
_____			Explosive Detection Dog Disturbs Aid No Score 0

↓ HIDE ONE 1+2+3			
1 RESPONSE 5 Points  Excellent Satisfactory Lacks Enthusiasm Examined & Left None	2 ALERT 5 Points  Excellent Satisfactory Requires Encouragement None	3 FIND 25 Points  Excellent (+25) Satisfactory (+20 - 24) Good (+15 - 20) Fair (+10 - 14) No Find (-25)	DOG'S PERFORMANCE 7 20 Points  Excellent Lacks Enthusiasm False Alert Disinterested Distracted Relieves in Area -10
↓ HIDE TWO 4+5+6			
4 RESPONSE 5 Points  Excellent Satisfactory Lacks Enthusiasm Examined & Left None	5 ALERT 5 Points  Excellent Satisfactory Requires Encouragement None	6 FIND 25 Points  Excellent (+25) Satisfactory (+20 - 24) Good (+15 - 20) Fair (+10 - 14) No Find (-25)	HANDLER'S PERFORMANCE 8 10 Points  Lacks Enthusiasm Attitude Other Poor Leash Control Did Not Interpret Dog Alert Encourages Dog to Respond Before Alert Lack of Confidence in Dog Did Not Properly Control Dog Inconsistent Search Sequence
CADAVER ONLY <input type="checkbox"/> <i>Poor Search Plan 1-10 Handler's Performance</i> <input type="checkbox"/> <i>Ineffective Team None Qualifying</i>		Hide 1+2+3 SUBTOTAL _____ Hide 4+5+6 SUBTOTAL _____ Dog's Performance SUBTOTAL _____ Handler's Performance SUBTOTAL _____	
100 Points Possible		TOTAL DETECTOR DOG VEHICLE SCORE _____	

THE UNITED STATES POLICE CANINE ASSOCIATION, INC.

TEAM #	ACCELERANT DETECTOR		JUDGE #
DATE Evaluation sheets are for judges' guidelines only.			
VEHICLE SEARCH 35 Points Time _____ Response 5 Alert 5 Find 25 Subtotal	INDOOR SEARCH 35 Points Time _____ Response 5 Alert 5 Find 25 Subtotal	PERIMETER SEARCH 35 Points Time _____ Response 5 Alert 5 Find 25 Subtotal	CROWD SEARCH 35 Points Time _____ Response 5 Alert 5 Find 25 Subtotal
DOG'S PERFORMANCE 10 Points Each			
1	2	3	4
HANDLER'S PERFORMANCE 5 Points Each			
1	2	3	4
SCORING KEY			
Excellent 0 - 2 Satisfactory 2 - 4 Lacks Enthusiasm 1 - 5 Examined and Left 1 - 5 Requires Encouragement 1 - 5	Handler Other (explain) Lacks Confidence Did not Interpret Dog's Alert Search not Systematic Handler Error	Dog's Performance Excellent 0 - 2 Satisfactory 2 - 4 Lacks Enthusiasm Disinterested -10 Relieves in Area -10	Find Excellent +25 Good 20 - 24 Fair 15 - 20 No Find -25
		Vehicle (35) SUBTOTAL _____ Indoor (35) SUBTOTAL _____ Perimeter (35) SUBTOTAL _____ Crowd (35) SUBTOTAL _____ Dog (40) SUBTOTAL _____ Handler (20) SUBTOTAL _____	
200 Points Possible		TOTAL ACCELERANT DETECTOR DOG SCORE _____	

SIX FOOT A-FRAME

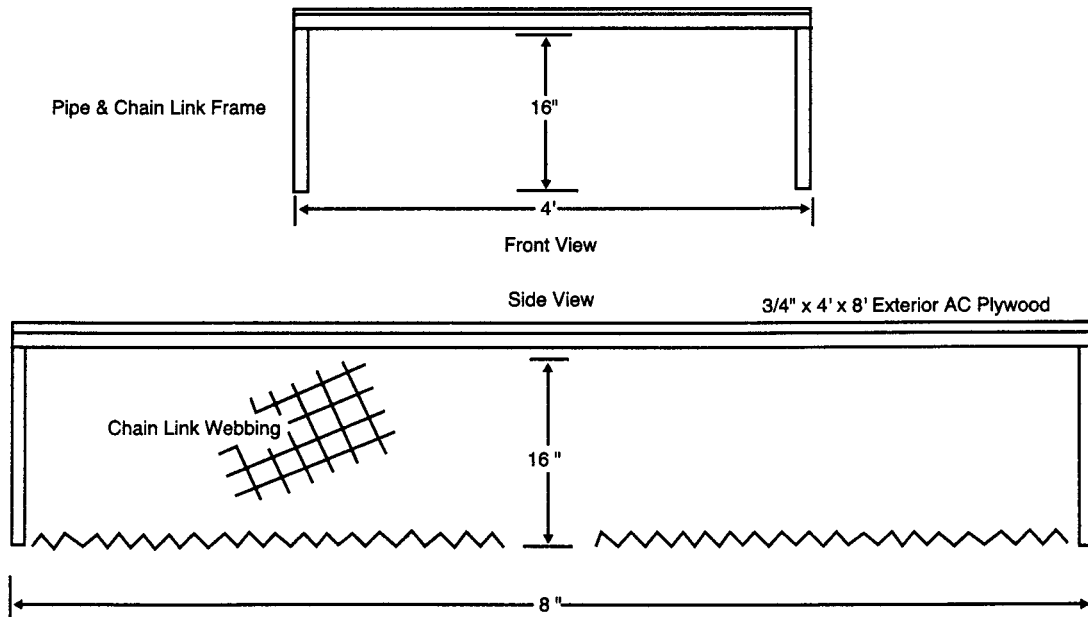


Materials Needed for Wall:

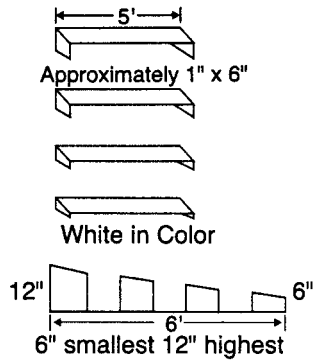
2 Pcs. 3/4" x 48" x 76-1/2" Exterior AC
Plywood
4 Pcs. 2" x 3" 76-1/2" Studs
6 Pcs. 2" x 3 x 43" Studs
28 1/4" x 2-1/2" Carriage Bolts
6 1/4 x 3" Carriage Bolts
50 1/4" Nuts

34 1/4" Flat Washers
16 5/16" Lock Washers
24 5/16" Flat Washers
4 5/16" x 3-1/2" Eye Bolts
1 Pair 8" Strap Hinges

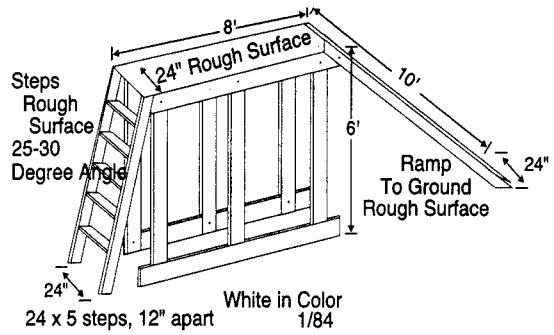
CRAWL



BROAD JUMP

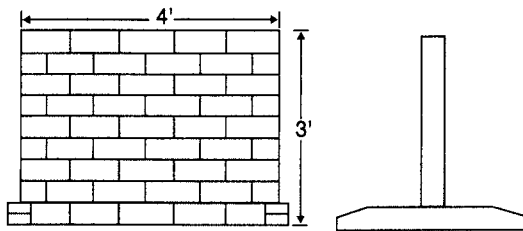


CATWALK



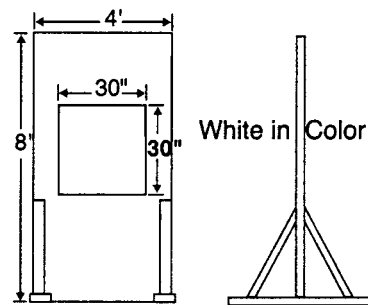
BRICK WALL

Red in Color

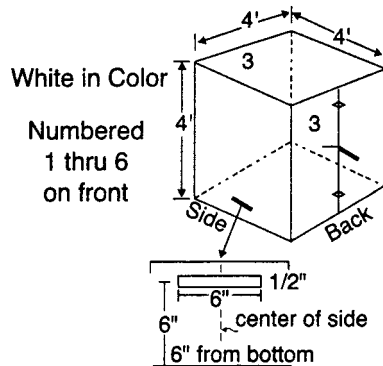


Picket Fence, Window—White in Color
Board, Shrub—Green in Color
Chain Link—Silver in Color 1/84

WINDOW



BOX



RAY ALLEN THE EVOLUTION CONTINUES...

CRUISE EZE™ SEDAN UNIT
NEWLY REDESIGNED CROWN VIC—
OTHER MODELS TO FOLLOW



NARCOTICS SAFE SYSTEM
PRICE REDUCTION ON NARC SAFE—
WAS ~~\$308.95~~



**PRICE
REDUCTION!**
NOW \$289.95

RAM KENNEL™
IMPROVED STEEL DOOR
MUCH SMOOTHER INTERIOR



CRUISE EZE™ REAR CARGO UNIT
NEWLY REDESIGNED



RAY ALLEN
PROFESSIONAL K-9 EQUIPMENT

CALL TODAY! 1-800-444-0404
visit our website at www.rayallen.com

975 Ford Street • Colorado Springs, CO 80915 • (719) 380-9730 fax